



LEMBARAN KERJA BAHASA MELAYU PROGRAM PEMULIHAN KHAS

a b

c

d


e

f

g

h

i



**LEMBARAN KERJA
BAHASA MELAYU
PROGRAM PEMULIHAN KHAS**



**BAHAGIAN PENDIDIKAN KHAS
KEMENTERIAN PENDIDIKAN MALAYSIA
2012**



Kata Alu-aluan
Pengarah
Bahagian Pendidikan Khas

Dengan rasa syukur saya merakamkan syabas dan tahniah kepada Unit Pemulihan Khas, Bahagian Pendidikan Khas kerana buat julung kalinya berjaya menerbitkan Buku Panduan Pengajaran Dan Pembelajaran Bahasa Melayu , Program Pemulihan Khas ini.

Program Pemulihan Khas yang disediakan bagi membantu murid-murid di sekolah rendah yang menghadapi masalah khusus dalam menguasai kemahiran asas membaca, menulis dan mengira (3 M) memerlukan guru Pemulihan Khas yang komited, sabar dan berdaya maju bagi meningkatkan pencapaian murid pemulihan khas dalam pembelajaran. Selaku agen pelaksana, guru Pemulihan Khas perlu menggunakan strategi-strategi tertentu bagi membolehkan murid-murid menguasai kemahiran-kemahiran yang telah dirancang mengikut tahap kebolehan dan keupayaan mereka.

Justeru itu, bagi membolehkan murid cepat menguasai kemahiran yang diajar, kaedah dan aktiviti mengajar amat penting dan perlu dipelbagaikan agar pengajaran guru dapat menarik minat murid untuk menguasai kemahiran dengan lebih berkesan. Buku ini dihasilkan sebagai panduan dan cadangan kepada aktiviti pengajaran dan pembelajaran dalam bilik darjah.

Adalah diharapkan buku panduan ini akan mampu membantu guru, khususnya guru-guru pemulihan khas mengendalikan pengajaran dan pembelajaran secara lebih berkesan, selaras dan terarah. Di samping itu, saya juga berharap agar buku ini bukan sahaja dapat membantu guru-guru malah turut berguna kepada masyarakat umum khususnya ibu bapa.

i

Saya yakin bahawa dalam usaha menerbitkan buku panduan ini memerlukan komitmen, kesungguhan dan kesabaran yang amat tinggi. Oleh itu, saya ingin mengambil kesempatan ini untuk mengucapkan setinggi-tinggi penghargaan dan syabas kepada panel yang terlibat atas kejayaan menerbitkan buku panduan ini.

Semoga segala usaha dan pengorbanan kita bagi mencapai hasrat melonjakkan kecemerlangan sistem pendidikan negara yang merupakan salah satu agenda nasional yang perlu dikongsi dan dijayakan oleh semua pihak diberkati Tuhan.

BONG MUK SHIN

PENDAHULUAN

Buku Panduan Pengajaran dan Pembelajaran Bahasa Melayu Pemulihan Khas dihasilkan untuk membantu guru-guru pemulihan khas merancang serta melaksanakan aktiviti pengajaran dan pembelajaran dengan lebih efisien. Buku ini juga boleh digunapakai oleh guru-guru Bahasa Melayu dan Prasekolah dalam usaha menangani masalah membaca dan menulis di kalangan murid-murid.

Buku ini mengandungi 32 kemahiran asas Bahasa Melayu Program Pemulihan Khas dan ditambah satu lagi kemahiran Prabacaan dan Pratulisan. Ia mengandungi objektif pengajaran, cadangan aktiviti berdasarkan kemahiran-kemahiran tersebut. Objektif pengajaran dinyatakan secara eksplisit agar dapat memudahkan guru-guru melaksanakan proses pengajaran dan pembelajaran mereka. Guru-guru boleh menambah atau mengubah aktiviti berdasarkan keperluan dan kreativiti mereka.

Buku Panduan Pengajaran dan Pembelajaran Bahasa Melayu Pemulihan Khas ini, diharapkan dapat memberi manfaat kepada guru-guru yang terlibat. Semoga masalah pembelajaran Bahasa Melayu di kalangan murid dapat dikesan dan ditangani seawal mungkin selaras dengan hasrat kerajaan untuk melahirkan modal insan yang cemerlang.

ISI KANDUNGAN

BIL	PERKARA	HALAMAN
	Kata Alu-aluan	i - ii
	Pendahuluan	iii
	Prabacaan dan Pratulisan	1 - 5
1.	Huruf-huruf Vokal	6 - 12
2.	Huruf-huruf kecil	13 - 17
3.	Huruf-huruf besar	18 - 22
4.	Suku kata KV	23 -27
5	.Perkataan KV + KV	28 -32
6.	Perkataan V + KV	33 -34
7.	Perkataan KV + KV + KV	35 -37
8.	Perkataan KVK	38 -40
9.	Suku kata KVK	41 -43
10.	Perkataan V + KVK	44 -46
11.	Perkataan KV + KVK	47 -51
12	.Perkataan KVK + KV	52 -55
13.	Perkataan KVK + KVK	56 -59
14.	Perkataan KV + KV + KVK	60 -62
15.	Perkataan KVK +KV+KVK	63 -65
16.	Perkataan KVKK	66 -68
17.	Sukukata KVKK	69 - 71

18.	Perkataan KV + KVKK	72 - 75
19.	Perkataan V + KVKK	76 - 77
20.	Perkataan KVK + KVKK	78 - 80
21.	Perkataan KVKK + KV	81 - 83
22.	Perkataan KVKK + KVK	84 - 86
23.	Perkataan KVKK + KVKK	87 - 88
24.	Perkataan KV + KV + KVKK	89 - 92
25.	Perkataan KV + KVK + KVKK	93
26.	Perkataan KVK + KV + KVKK	94 - 95
27.	Perkataan KVKK + KV + KVK	96 - 97
28.	Perkataan KV + KVKK + KVK	98 - 100
29.	Perkataan yang melibatkan diftong dan vokal berganding	101 - 103
30.	Perkataan yang melibatkan huruf konsonan bergabung (digraf)	104 - 105
31.	Membaca dan membina ayat mudah	106 - 116
32.	Bacaan dan pemahaman	117 - 122

Nama :

Tahun :

Hari :













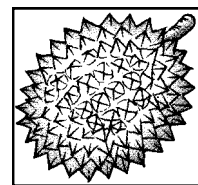
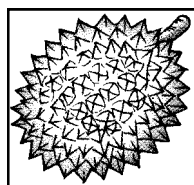
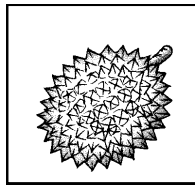
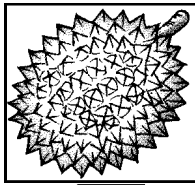
Tarikh :

LEMBARAN KERJA I

Kemahiran : Prabacaan dan Pratulisian.

Arahan : Tandakan (✓) pada objek yang kecil.

Contoh :



Nama :

Tahun :

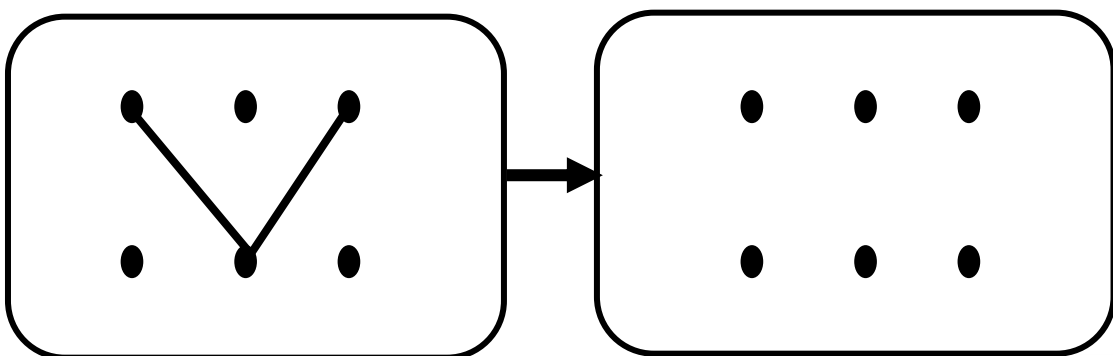
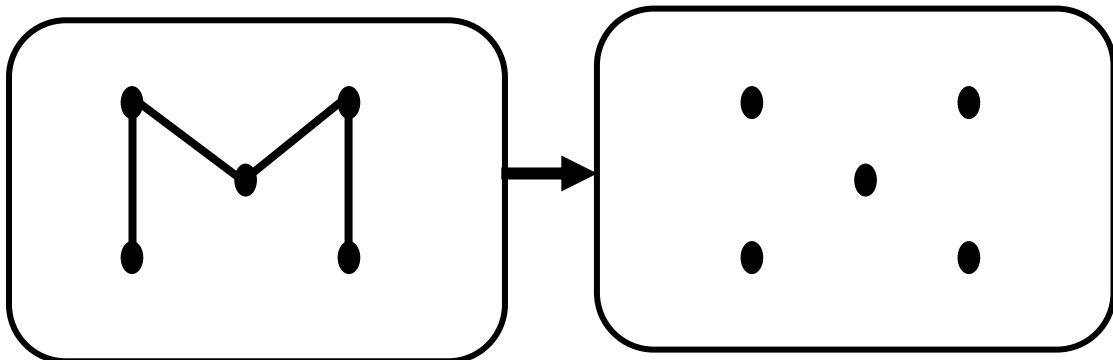
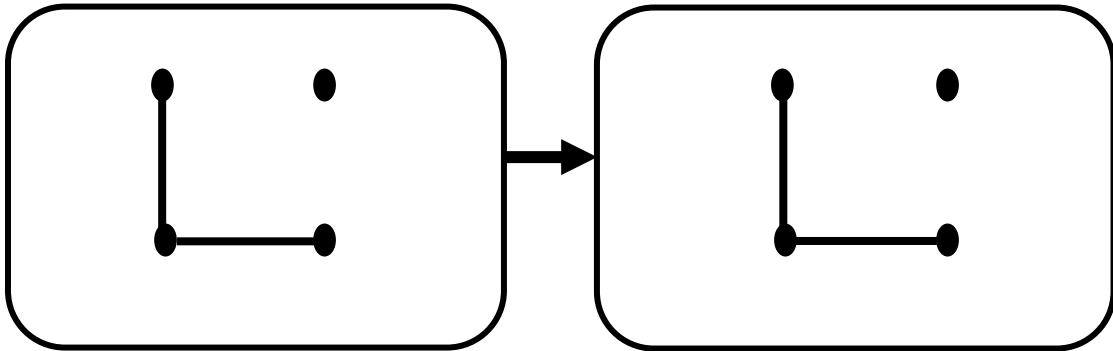
Hari :

Tarikh :

LEMBARAN KERJA 2

Kemahiran : Prabacaan dan Pratulisan.
Arahan : Sambungkan titik-titik di bawah.

Contoh:



Nama :

Tahun :

Hari :











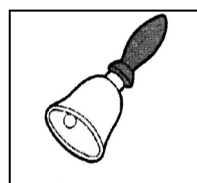


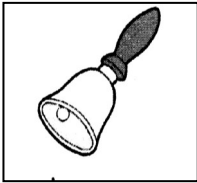
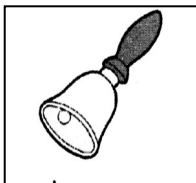




Tarikh :

LEMBARAN KERJA 3

Kemahiran : Prabacaan dan Pratulisan.

Arahan : Bulatkan gambar yang berlainan kedudukan.

Contoh:



Nama :

Tahun :

Hari :

Tarikh :


LEMBARAN KERJA 4

Kemahiran : Prabacaan dan Pratulisan.

Arahan : Warnakan gambar di bawah mengikut warna yang telah ditetapkan.

a - oren c - hijau e - merah b - ungu

h - kuning g - biru f - merah jambu d - hitam



Nama :

Tahun :

Hari :

Tarikh :


LEMBARAN KERJA 5

Kemahiran : Prabacaan dan Pratulisan.

Arahan : Warnakan benda yang disenaraikan di bawah.

Cari :

nombor 2, pisau, jam, ais krim, pensel, daun



Nama :

Tahun :

Hari :

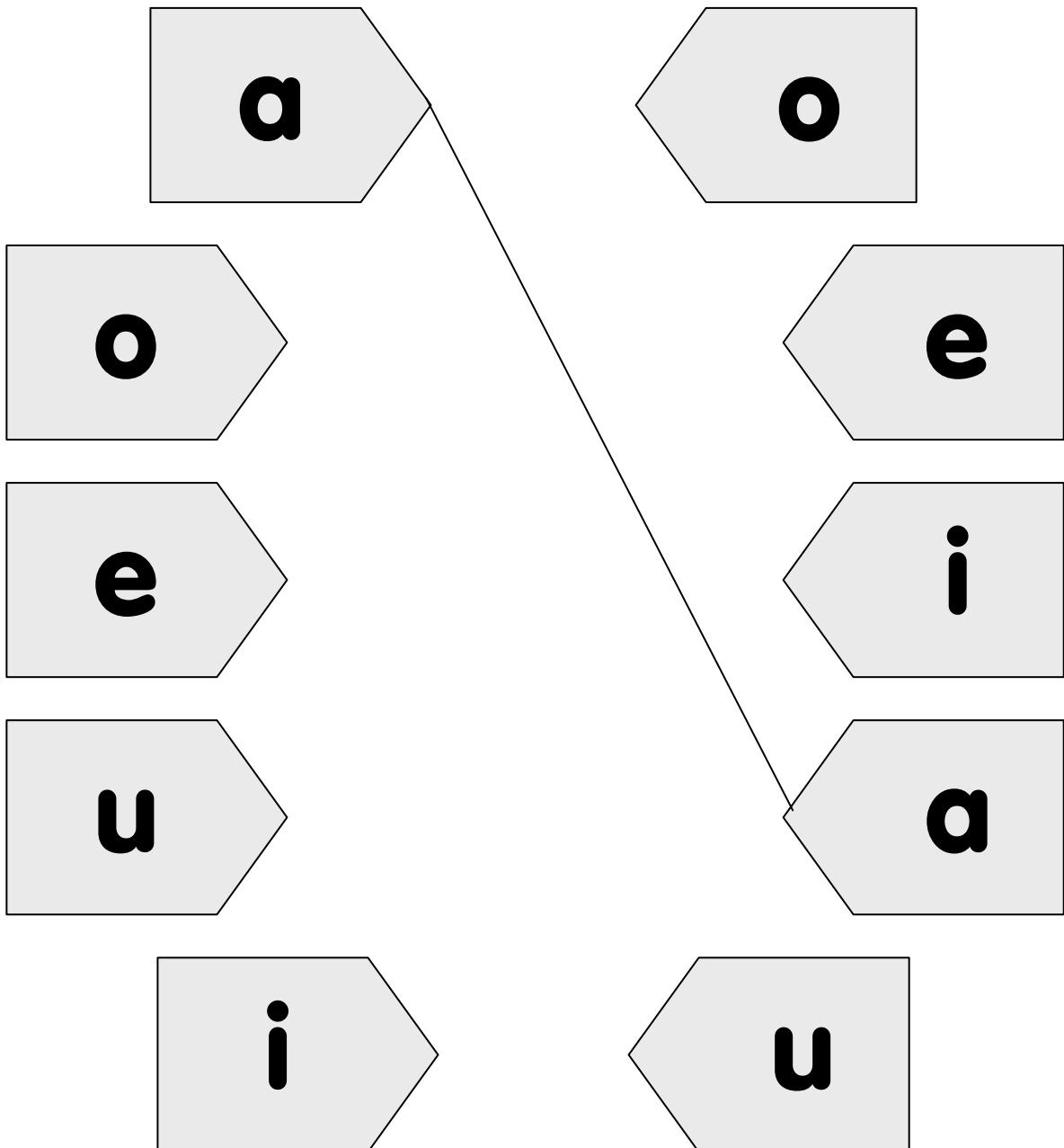
Tarikh :

LEMBARAN KERJA 6

Kemahiran 1 : Huruf-huruf vokal.

Arahan : Suaikan huruf yang sama.

Contoh:



Nama :

Tahun :

Hari :


Tarikh :

LEMBARAN KERJA 7

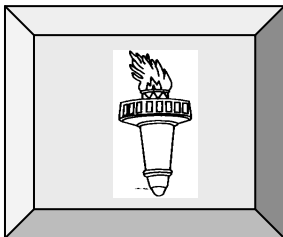
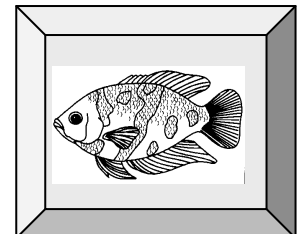
Kemahiran 1 : Huruf- huruf vokal.

Arahan : Suaikan huruf vokal dengan gambar.



Contoh:



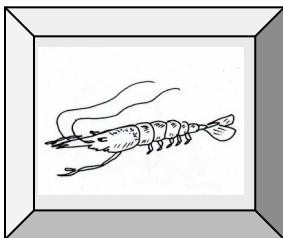
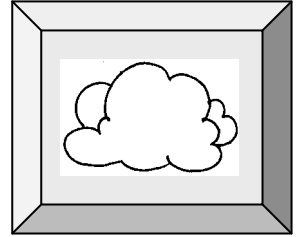
a



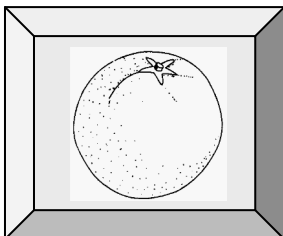

i




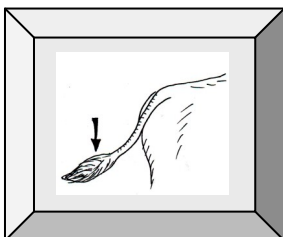
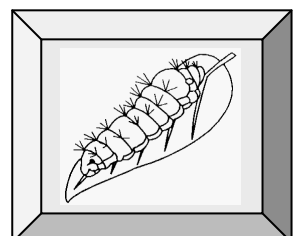
o



u



e



Nama :

Tahun :







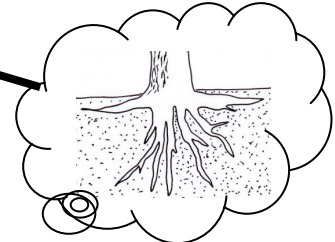
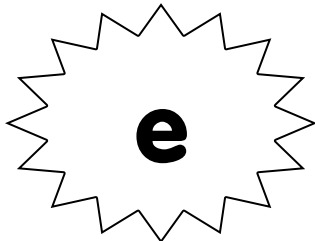

Hari :

Tarikh :

LEMBARAN KERJA 8

Kemahiran 1 : Huruf- huruf vokal.
Arahan : Suaikan huruf dengan gambar.

Contoh :



Nama :

Tahun :

Hari :

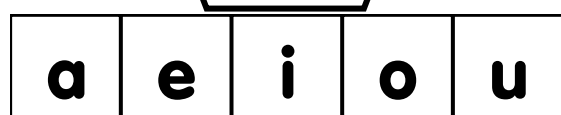
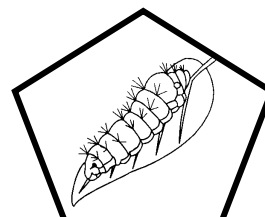
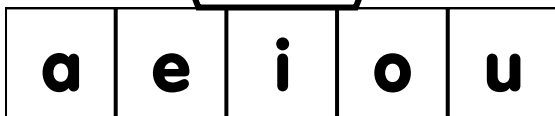
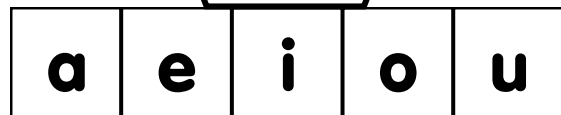

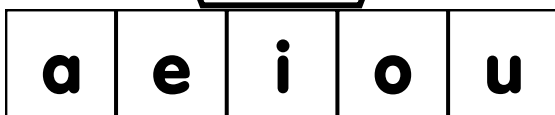
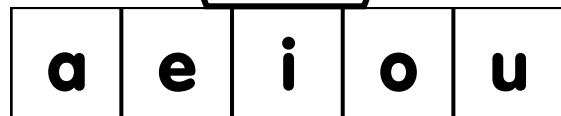


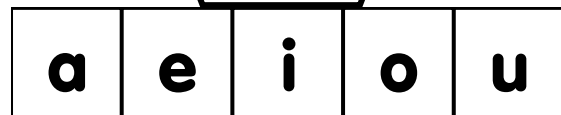

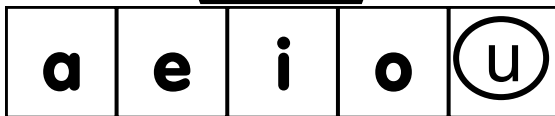
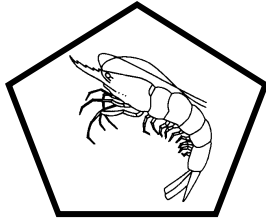
Tarikh :

LEMBARAN KERJA 9

Kemahiran 1 : Huruf- huruf vokal.

Arahan : Bulatkan huruf yang sesuai dengan gambar.

Contoh :



Nama :

Tahun :

Hari :

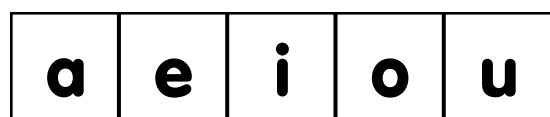

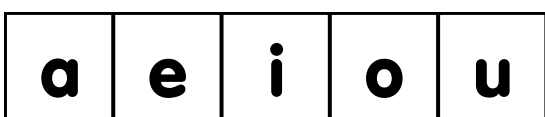
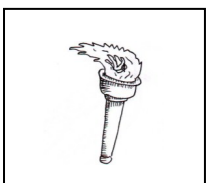
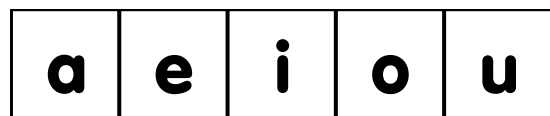
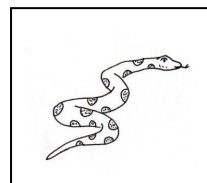
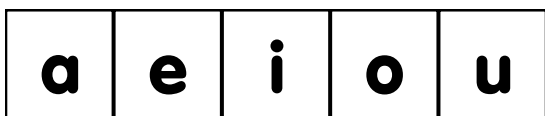

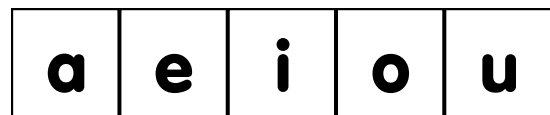

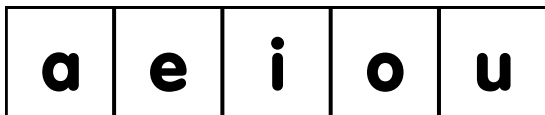

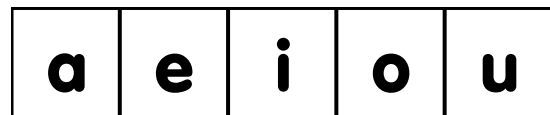


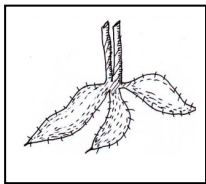
Tarikh :

LEMBARAN KERJA 10

Kemahiran 1 : Huruf - huruf vokal.

Arahan : Warnakan huruf yang sesuai dengan gambar.

Contoh :



Nama :

Tahun :

Hari :

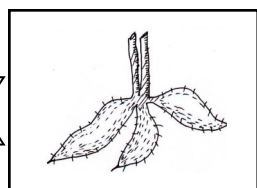
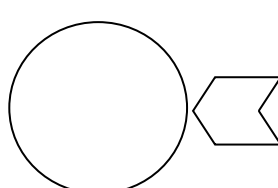
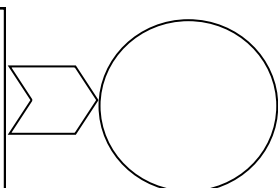


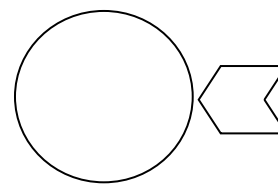
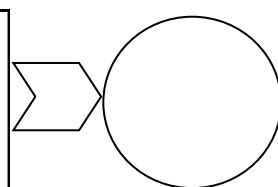

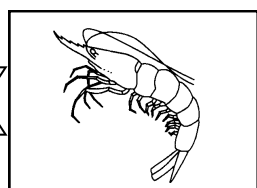
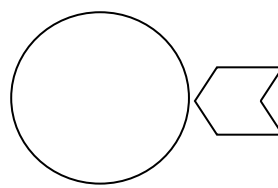
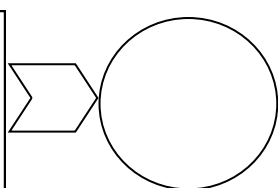

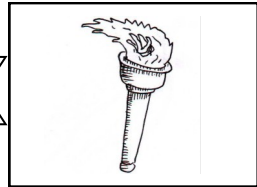
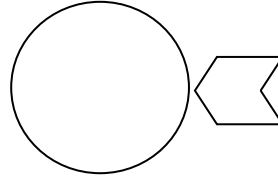
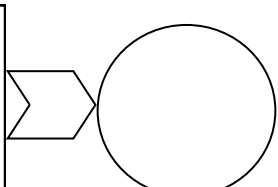
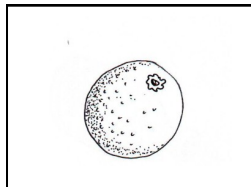

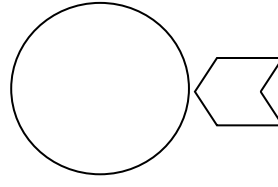
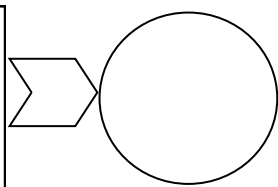

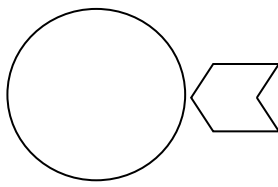
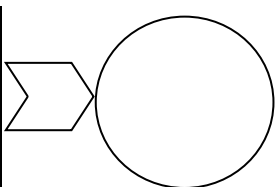

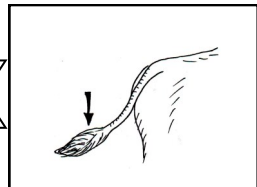
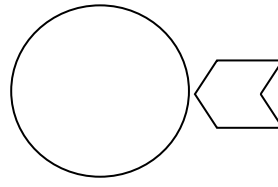
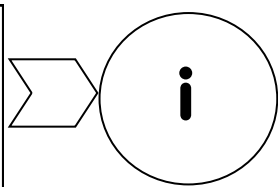

Tarikh :

LEMBARAN KERJA 11

Kemahiran 1 : Huruf - huruf vokal.

Arahan : Tuliskan huruf yang sesuai berdasarkan gambar.

Contoh :



Nama :

Tahun :

Hari :


Tarikh :

LEMBARAN KERJA 12


Kemahiran 1 : Huruf - huruf vokal.

Arahan : Tuliskan huruf awal bagi perkataan di bawah.

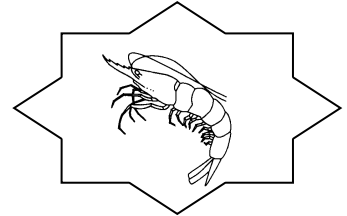
Contoh:



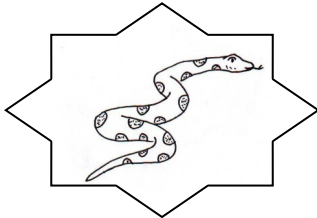
ayah



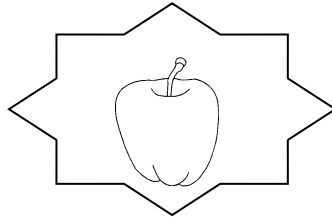
__tik




__dang



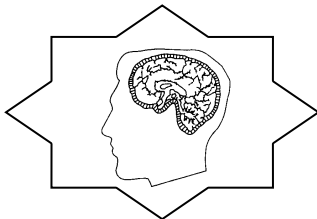
__lar



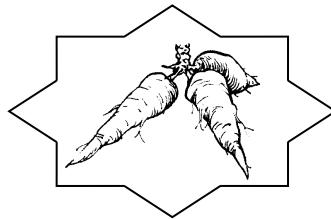
__pal



__yam



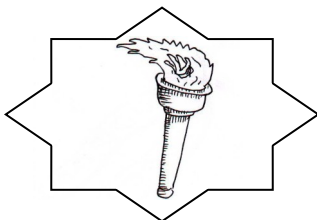
__tak




__bi



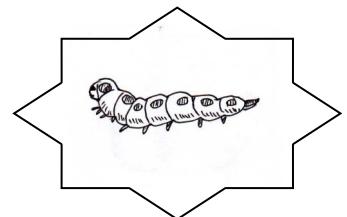
__mak




__bor




__kan



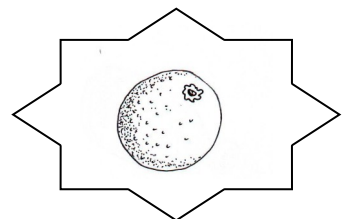
__lat



__nam



__wan



__ren

Nama :

Tahun :


Hari :

Tarikh :


LEMBARAN KERJA 13

Kemahiran 2 : Huruf kecil a - z.
Arahan : Tuliskan huruf-huruf di bawah.


Contoh:



a a a a a



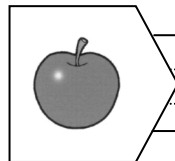
b



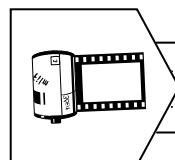
c



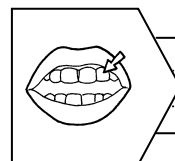
d



e



f



g

Nama :

Tahun :

Hari :

Tarikh :

LEMBARAN KERJA 14

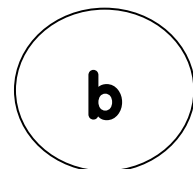

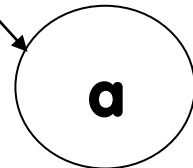



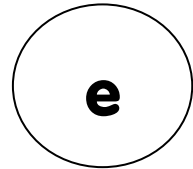

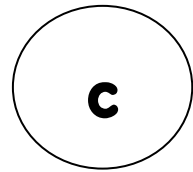

Kemahiran 2

: Huruf kecil a - z.

Arahan

: Suaikan huruf dengan gambar.

Contoh:



Nama :

Tahun :

Hari :

Tarikh :

LEMBARAN KERJA 15

Kemahiran 2 : Huruf kecil a - z.
Arahan : Suaikan huruf yang sama.

Contoh:

b	a
f	e
c	d
a	b
d	f
e	c

Nama :

Tahun :

Hari :

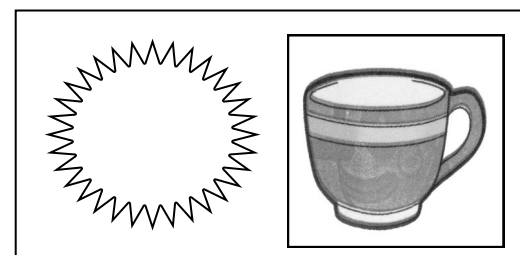

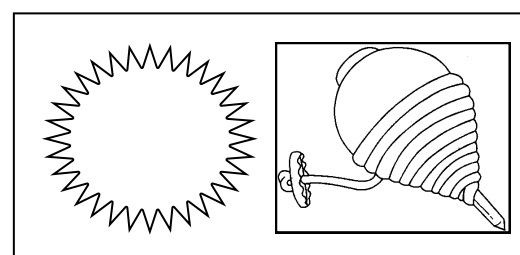

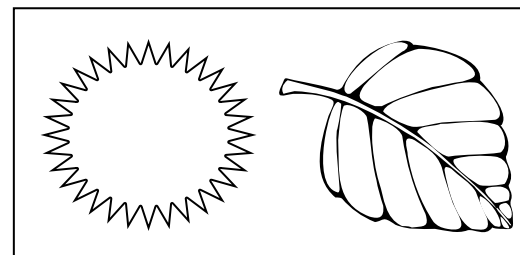
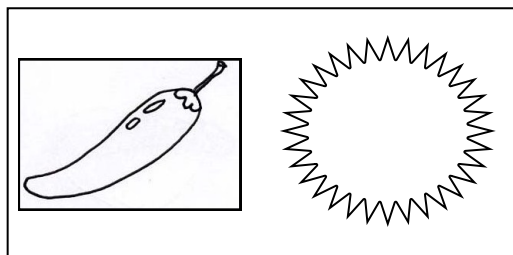
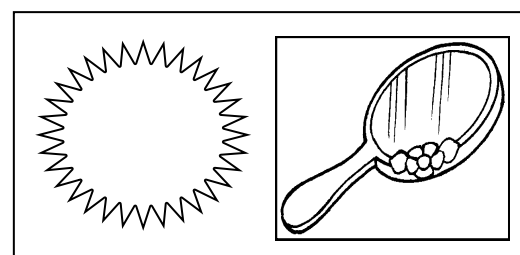



Tarikh :

LEMBARAN KERJA 16

Kemahiran 2 : Huruf kecil a - z.

Arahan : Tulis huruf awal berpandukan gambar.

Contoh:



Nama :

Tahun :

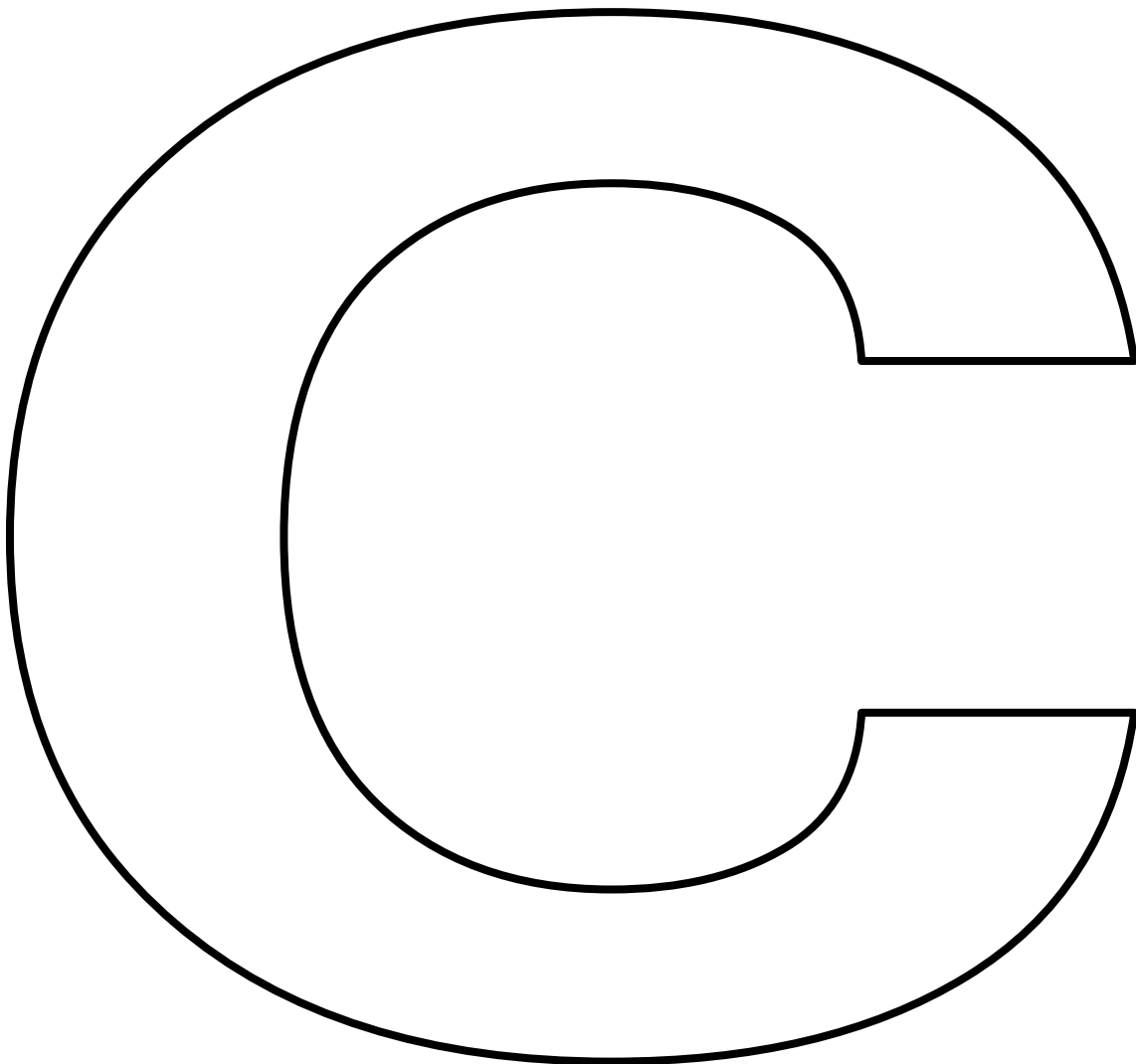
Hari :

Tarikh :

LEMBARAN KERJA 17

Kemahiran 2 : Huruf kecil a - z.

Arahan : Tampalkan kertas warna pada huruf di bawah.



Nama :

Tahun :

Hari :

Tarikh :

LEMBARAN KERJA 18


Kemahiran 3

: Huruf besar A - Z.

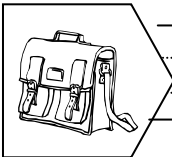
Arahan

: Tuliskan huruf-huruf di bawah.


Contoh:



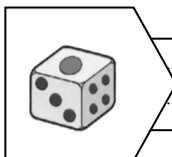
A A A A A



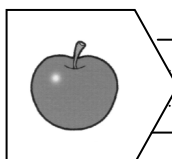
B




C




D



E



F



G

Nama :

Tahun :

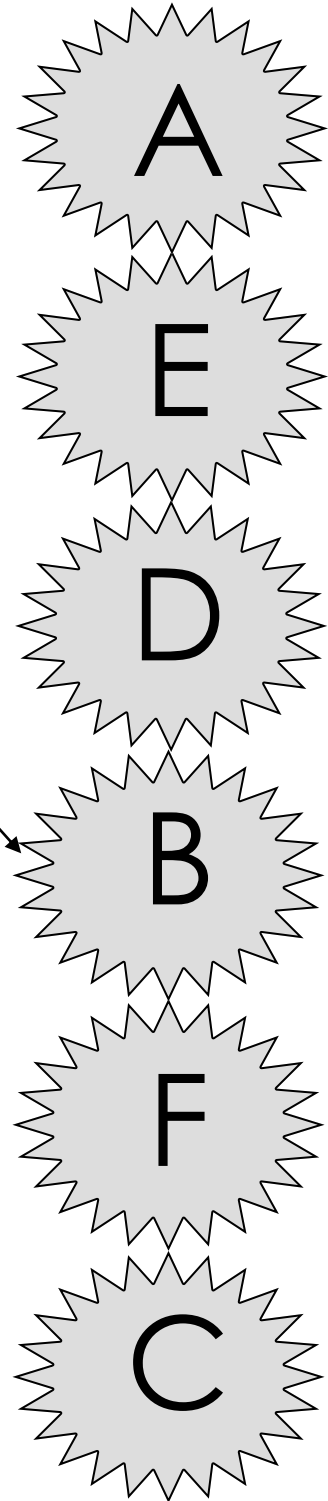

Hari :

Tarikh :

LEMBARAN KERJA 19

Kemahiran 3 : Huruf besar A - Z.
Arahan : Suaikan huruf yang sama.

Contoh:



Nama :

Tahun :

Hari :

Tarikh :

LEMBARAN KERJA 20

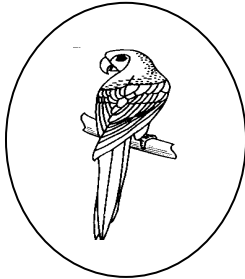
Kemahiran 3

: Huruf besar A – Z.

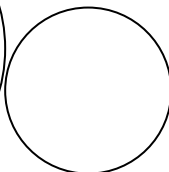


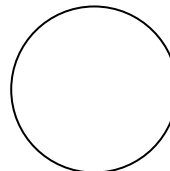
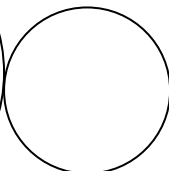



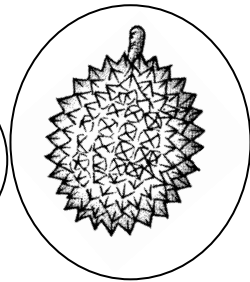

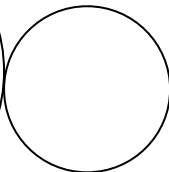
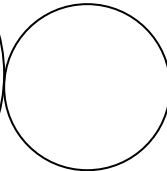



Arahan

: Tulis huruf awal berpandukan gambar.

Contoh:



b



Nama :

Tahun :

Hari :

Tarikh :

LEMBARAN KERJA 2 I

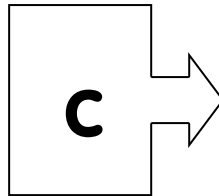

Kemahiran 3

: Huruf besar A - Z.

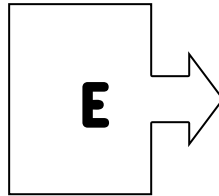

Arahan

: Suaikan huruf dengan gambar dan tulis semula huruf tersebut.

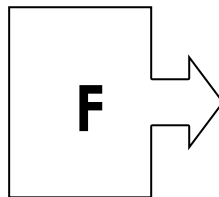

Contoh:



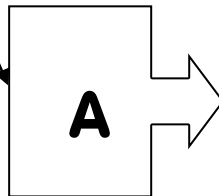

.....



.....

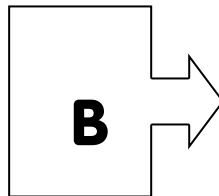



.....

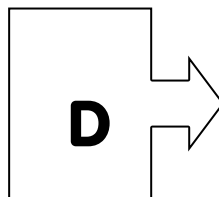


.....

A



.....



.....

Nama :

Tahun :

Hari :


Tarikh :

LEMBARAN KERJA 22

Kemahiran 3
Arahan

: Huruf besar A- Z.

: Tampalkan kertas warna pada huruf A di bawah.



Nama :

Tahun :

Hari :


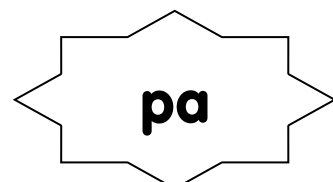

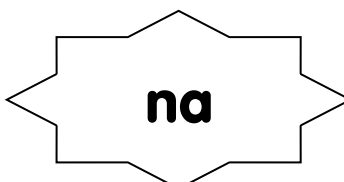





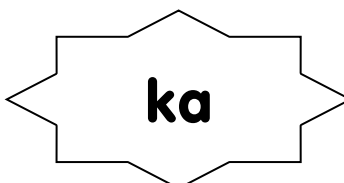

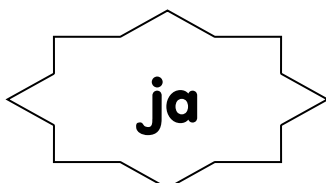
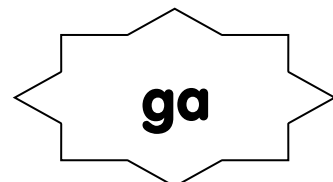




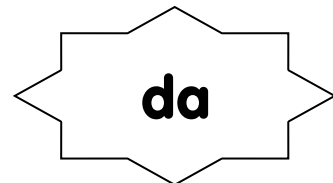

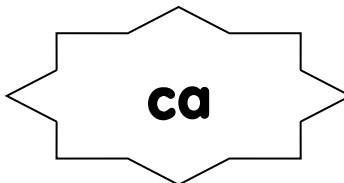

Tarikh :

LEMBARAN KERJA 23

Kemahiran 4 : Suku kata KV.

Arahan : Salin semula suku kata di bawah.

Contoh :



Nama :

Tahun :

Hari :

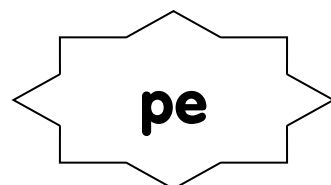

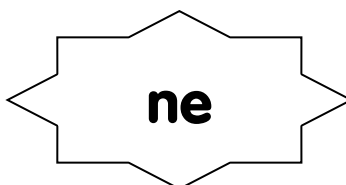
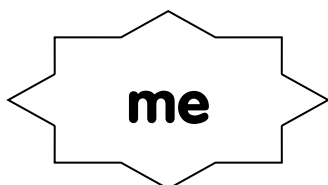

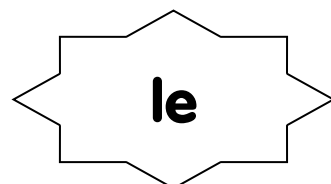







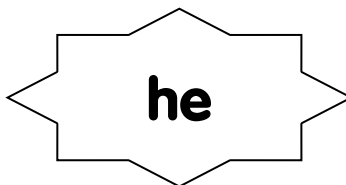




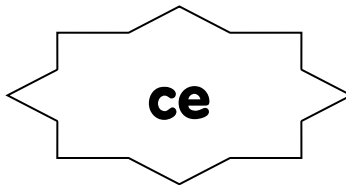
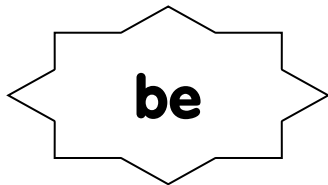
Tarikh :

LEMBARAN KERJA 24

Kemahiran 4 : Suku kata KV.

Arahan : Salin semula suku kata di bawah.

Contoh :



Nama :

Tahun :

Hari :


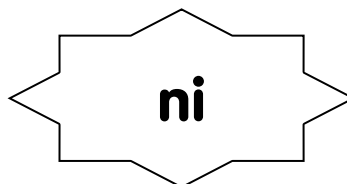




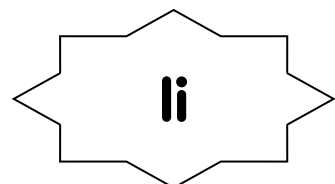
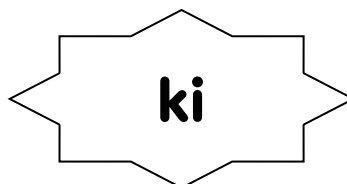


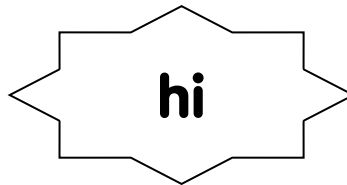



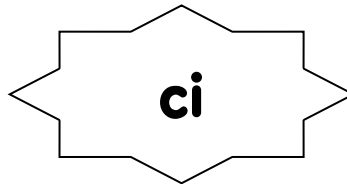

Tarikh :

LEMBARAN KERJA 25

Kemahiran 4 : Suku kata KV.

Arahan : Salin semula suku kata di bawah.

Contoh :



Nama :

Tahun :

Hari :




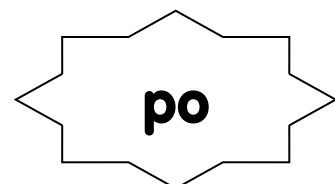





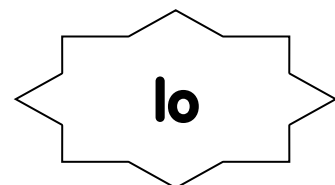

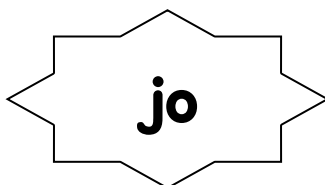



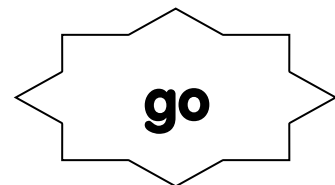


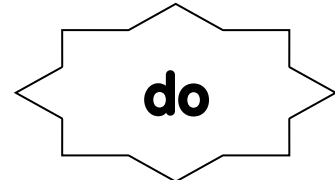
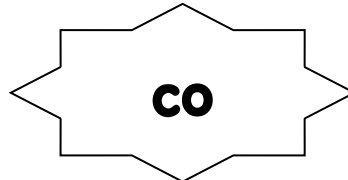

Tarikh :

LEMBARAN KERJA 26

Kemahiran 4 : Suku kata KV.

Arahan : Salin semula suku kata di bawah.

Contoh :



Nama :

Tahun :


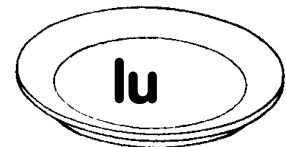



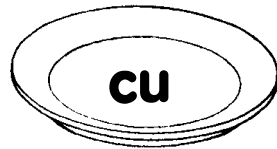

Hari :

Tarikh :

LEMBARAN KERJA 27

Kemahiran 4 : Suku kata KV
Arahan : Salin semula suku kata di bawah.

Contoh :



Nama :

Tahun :

Hari :


Tarikh :

LEMBARAN KERJA 28

Kemahiran 5 : Perkataan KV + KV.

Arahan : Salin semula perkataan di bawah dengan betul.

Contoh :




beca

beca

beca

beca

beca




cili

Handwriting practice box for the word 'cili'.

Handwriting practice box for the word 'cili'.

Handwriting practice box for the word 'cili'.

Handwriting practice box for the word 'cili'.




ker

Handwriting practice box for the word 'ker'.

Handwriting practice box for the word 'ker'.

Handwriting practice box for the word 'ker'.

Handwriting practice box for the word 'ker'.



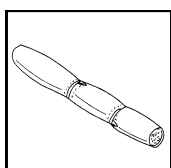
rusa

Handwriting practice box for the word 'rusa'.

Handwriting practice box for the word 'rusa'.

Handwriting practice box for the word 'rusa'.

Handwriting practice box for the word 'rusa'.



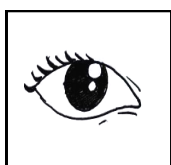
tebu

Handwriting practice box for the word 'tebu'.

Handwriting practice box for the word 'tebu'.

Handwriting practice box for the word 'tebu'.

Handwriting practice box for the word 'tebu'.




mata

Handwriting practice box for the word 'mata'.

Handwriting practice box for the word 'mata'.

Handwriting practice box for the word 'mata'.

Handwriting practice box for the word 'mata'.



nasi

Handwriting practice box for the word 'nasi'.

Handwriting practice box for the word 'nasi'.

Handwriting practice box for the word 'nasi'.

Handwriting practice box for the word 'nasi'.

Nama :

Tahun :

Hari :


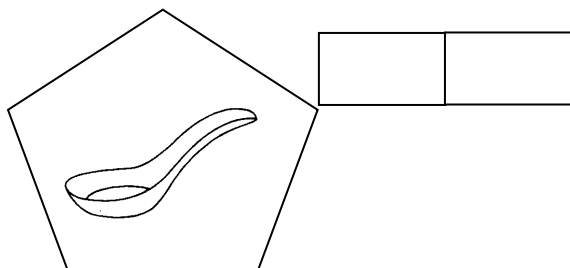
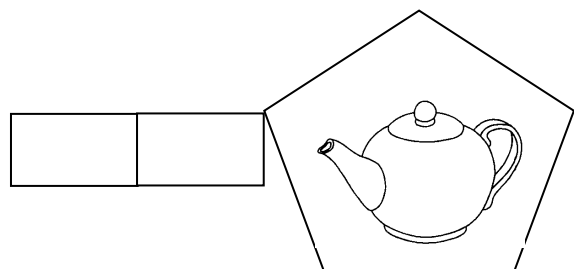
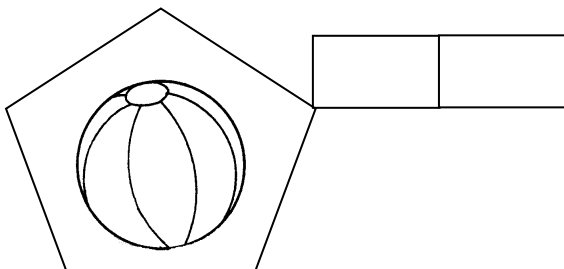
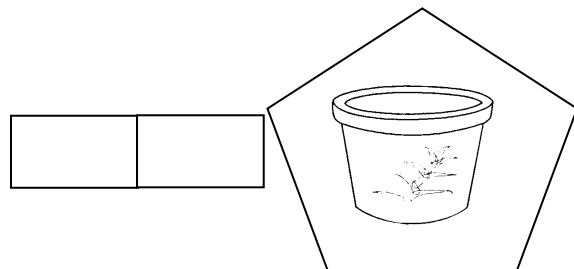
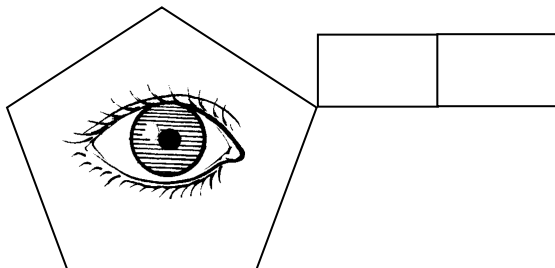
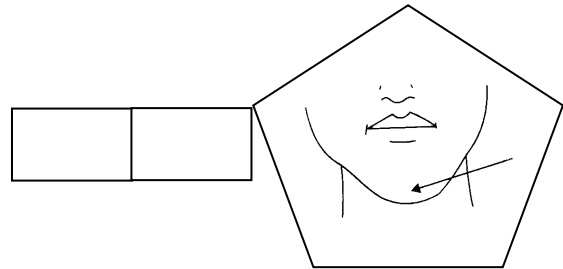

Tarikh :

LEMBARAN KERJA 29

Kemahiran 5 : Perkataan KV + KV

Arahan : Tuliskan perkataan mengikut suku kata yang betul.

Contoh :



Nama :

Tahun :

Hari :

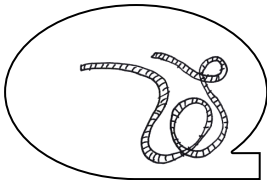
Tarikh :

LEMBARAN KERJA 30



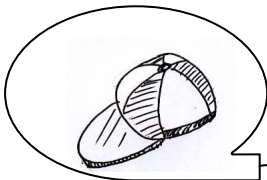
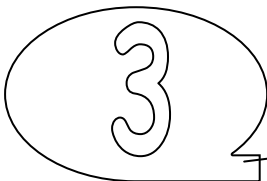
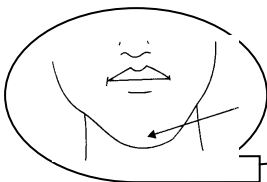
Kemahiran 5 : Perkataan KV + KV.

Arahan : Tuliskan perkataan mengikut suku kata yang betul.

Contoh :



ta li



Nama :

Tahun :

Hari :

Tarikh :

LEMBARAN KERJA 3 I

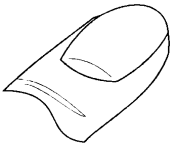
Kemahiran 5


: Perkataan KV + KV

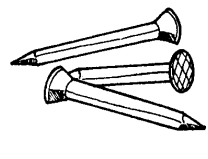
Arahan


: Tulis huruf yang tertinggal bagi perkataan di bawah.

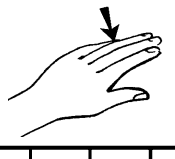
Contoh :


			
k	u	k	u
kuku			

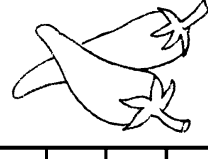
			
l		d	

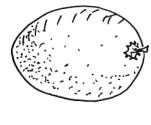
			
p		k	


			
s		w	


			
j		r	


			
r		g	


			
c		l	


			
c		k	


			
b		k	


			
l		m	


			
r		t	

			
m		t	

			
t		k	

			
l		b	

			
t		l	

			
s		d	

Nama :

Tahun :

Hari :

Tarikh :

LEMBARAN KERJA 32

Kemahiran 5


: Perkataan KV + KV


Arahan

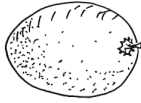
: Susun huruf di bawah menjadi perkataan berpandukan gambar.


Contoh :


uabl —————  ————— labu


iaws —————  —————

rlio —————  —————

ckiu —————  —————

oipt —————  —————

tmaa —————  —————

uajb —————  —————

mlai ————— 5 —————

Nama :

Tahun :

Hari :


Tarikh :

LEMBARAN KERJA 33

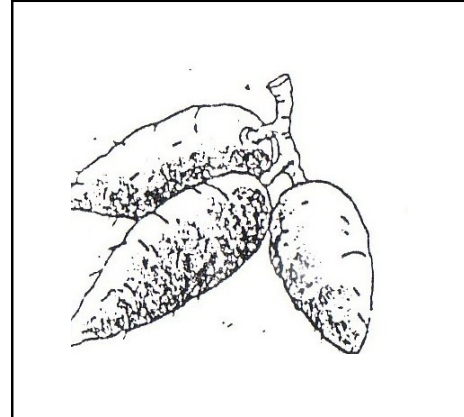
Kemahiran 5 : Perkataan V + KV

Arahan : Tulis suku kata yang tertinggal berdasarkan gambar.


Contoh:



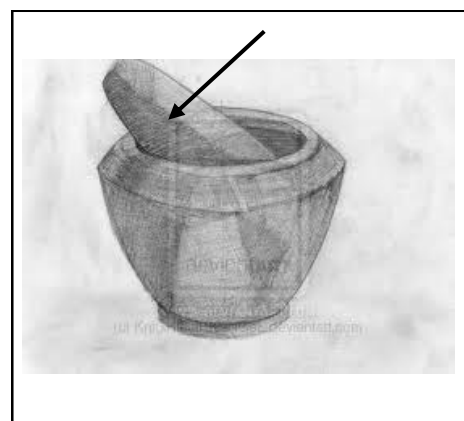
u _ u



u _ _



a _ _



a _ _

Nama :

Tahun :

Hari :


Tarikh :

LEMBARAN KERJA 34



Kemahiran 6 : Menulis perkataan V + KV

Arahan : Tuliskan perkataan berdasarkan gambar di bawah.

Contoh:



isi



Nama :

Tahun :

Hari :

Tarikh :




LEMBARAN KERJA 35

Kemahiran 7
Arahan




: Perkataan KV + KV + KV.

: Suaikan perkataan dengan gambar.

Contoh:



petani
petola
kemeja
sepatu
kelapa
pelita
kereta
semalu
kerusi
keladi



Nama :

Tahun :

Hari :

Tarikh :


LEMBARAN KERJA 36


Kemahiran 7 : Perkataan KV + KV + KV.

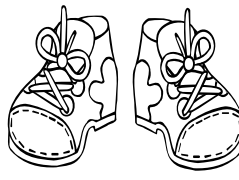
Arahan : Lengkapkan perkataan di bawah berdasarkan gambar.


Contoh:

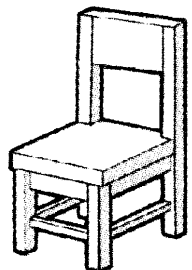
		
ke	la	di
keladi		


		
ke	re	

		
ke	la	


		
se	pa	

		
to	ma	

		
ke	ru	

		
be	ru	

		
wa	ni	

		
ke	me	

Nama :

Tahun :

Hari :

Tarikh :

LEMBARAN KERJA 37


Kemahiran 7

: Perkataan KV + KV + KV.

Arahan


: Susun huruf di bawah supaya menjadi perkataan berdasarkan gambar.

Contoh:




kldeai

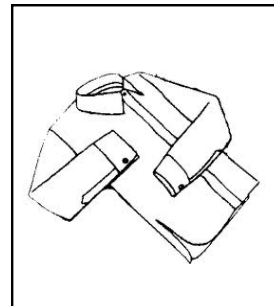
keladi




trkeea




plkeaa




mjkeea



sptuae



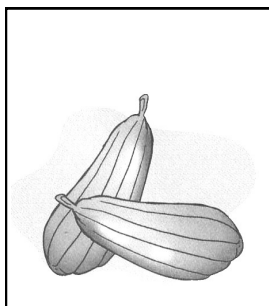
tmtaoo



riepig



skreui



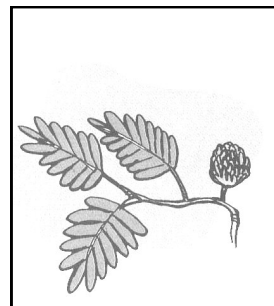
ptloae



ltpeia



ntpiae



lmseua

Nama :

Tahun :

Hari :


Tarikh :


LEMBARAN KERJA 38


Kemahiran 8 : Perkataan KVK.

Arahan : Baca dan warnakan perkataan berdasarkan gambar.


Contoh:


pen	
tin	
din	


	jam
	jem
	jag


sup	
das	
sos	


	pil
	bil
	rim


tat	
cat	
kat	


	jag
	jet
	jut


kot	
kol	
kok	

	kek
	ket
	kel

pin	
pen	
pun	

	rak
	cak
	tak

bag	
beg	
bas	

	vin
	van
	ven

Nama :

Tahun :

Hari :

Tarikh :

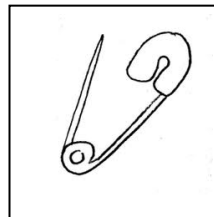

LEMBARAN KERJA 39

Kemahiran 8 : Perkataan KVK.

Arahan : Isikan tempat kosong dengan huruf yang betul.


Contoh:

b m



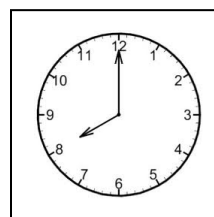
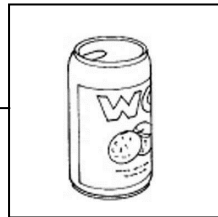
p n

r s



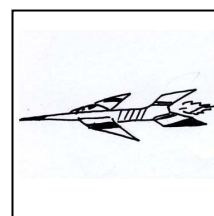
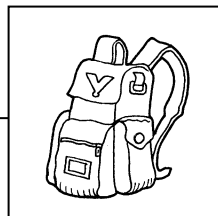
k k

t n





j m

b g




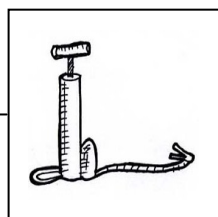
j t

s s



b t

p m



n t

Nama :

Tahun :

Hari :

Tarikh :

LEMBARAN KERJA 40


Kemahiran 8

: Perkataan KVK.

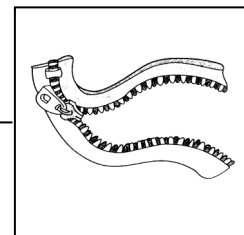

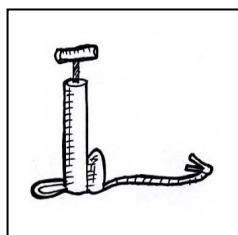
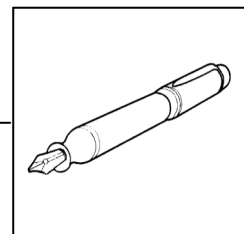



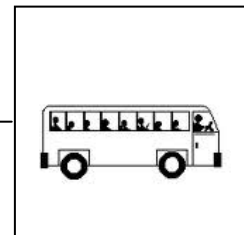


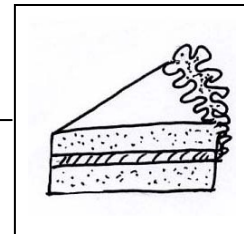
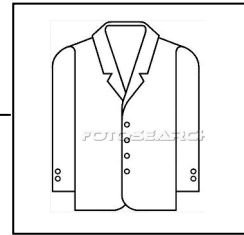
Arahan

: Tulis perkataan berdasarkan gambar.

Contoh:



bom



Nama :

Tahun :

Hari :

Tarikh :

LEMBARAN KERJA 41

Kemahiran 9 : Suku kata KVK.

Arahan : Salin semula suku kata di bawah.

Contoh:

bal

cen

din

bal

bon

run

san

jen

kin

lon

pun

kan

len

Nama :

Tahun :

Hari :

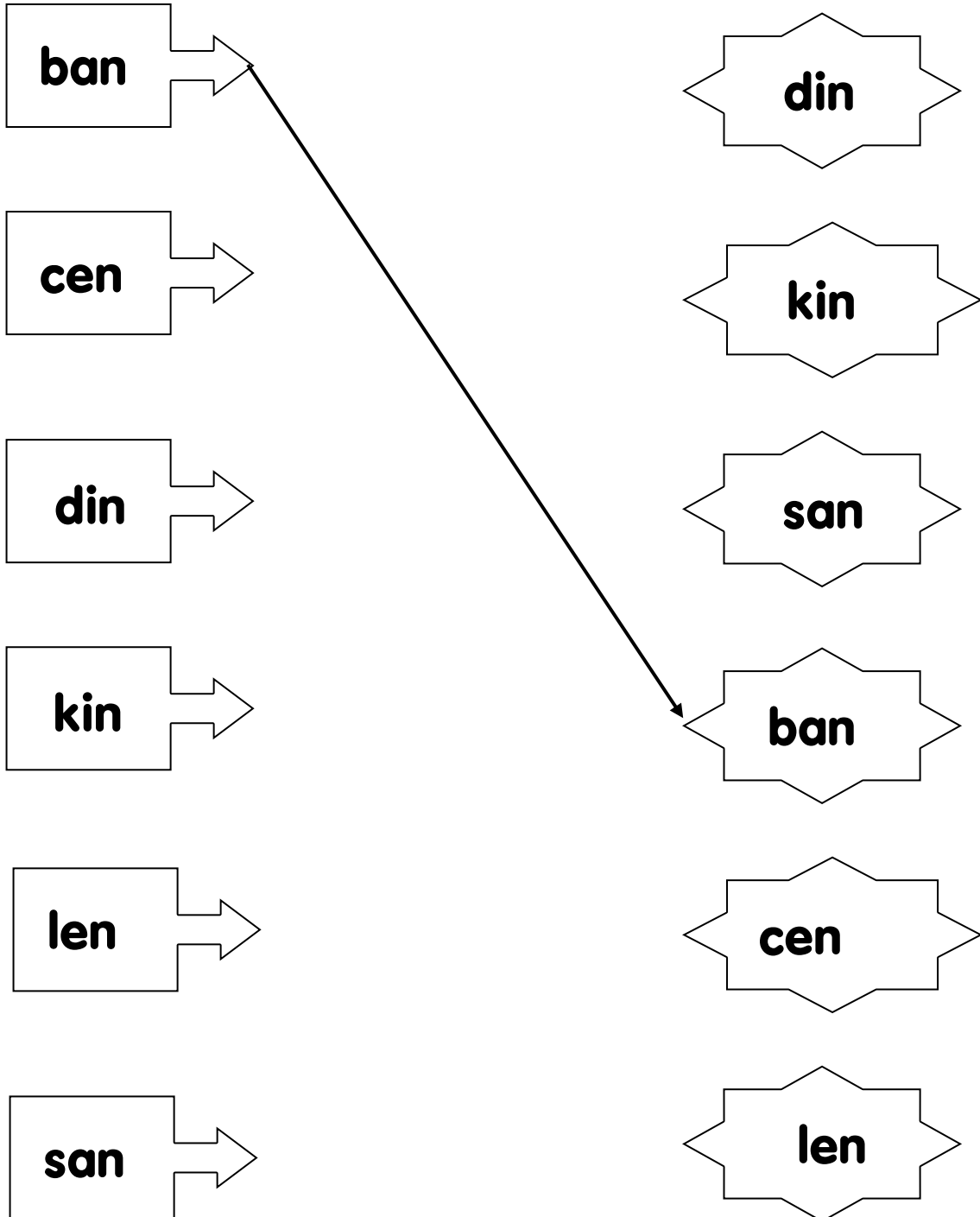
Tarikh :

LEMBARAN KERJA 42

Kemahiran 9 : Suku kata KVK.

Arahan : Pandankan suku kata yang sama.

Contoh :



Nama :

Tahun :

Hari :

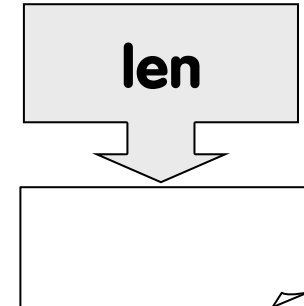
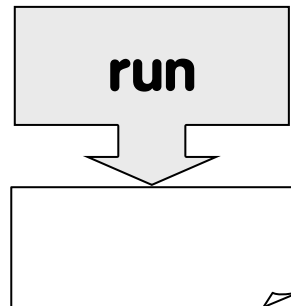
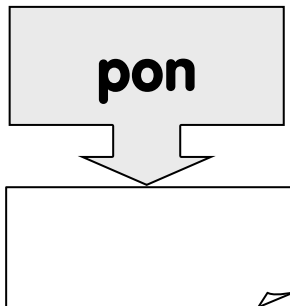
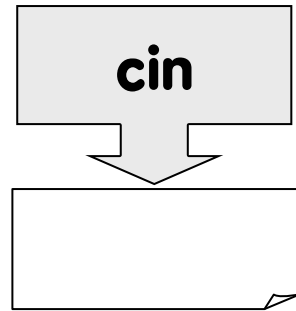
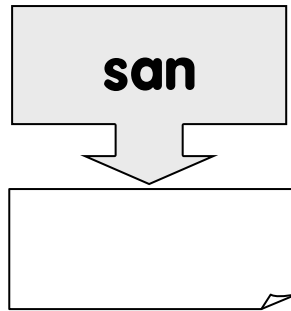
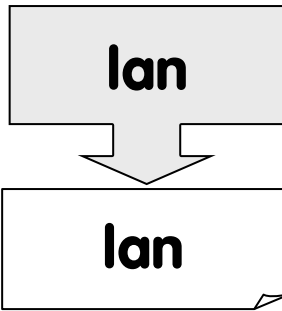
Tarikh :

LEMBARAN KERJA 43

Kemahiran 9 : Suku kata KVK.

Arahan : Gunting dan tampalkan suku kata yang sama.

Contoh :



Gunting suku kata di bawah.



Nama :

Tahun :

Hari :

Tarikh :

LEMBARAN KERJA 44


Kemahiran 10

: Perkataan V + KVK.

Arahan

: Padankan perkataan dengan gambar.


Contoh:




ular




obor




ayam



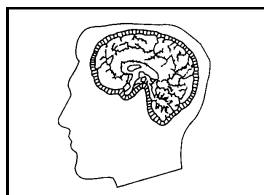
enam



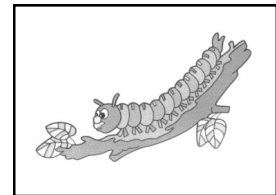
epal



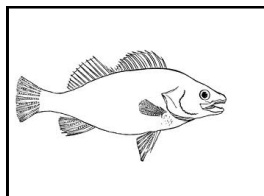
itik



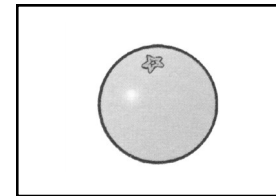
ulat



ikan



otak



oren

Nama :

Tahun :

Hari :

Tarikh :

LEMBARAN KERJA 45

Kemahiran IO : Perkataan V + KVK.

Arahan : Tulis perkataan berdasarkan gambar.

itik

ular


oren

ayam


epal

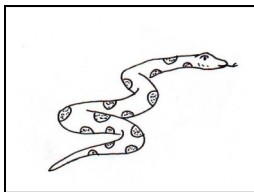
ikan


Contoh:





ikan











Nama :

Tahun :

Hari :

Tarikh :

LEMBARAN KERJA 46

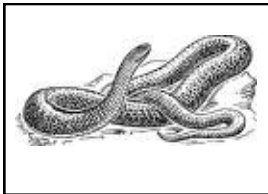
Kemahiran 10

: Perkataan V + KVK.


Arahan


: Tulis perkataan berpandukan gambar di bawah.


Contoh:

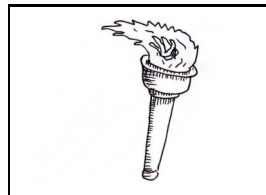


ular

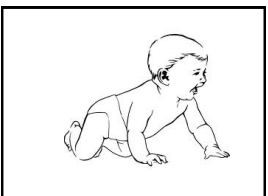








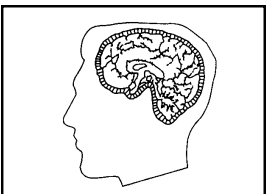


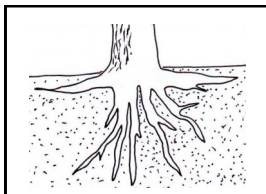


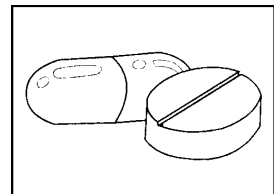












Nama :

Tahun :

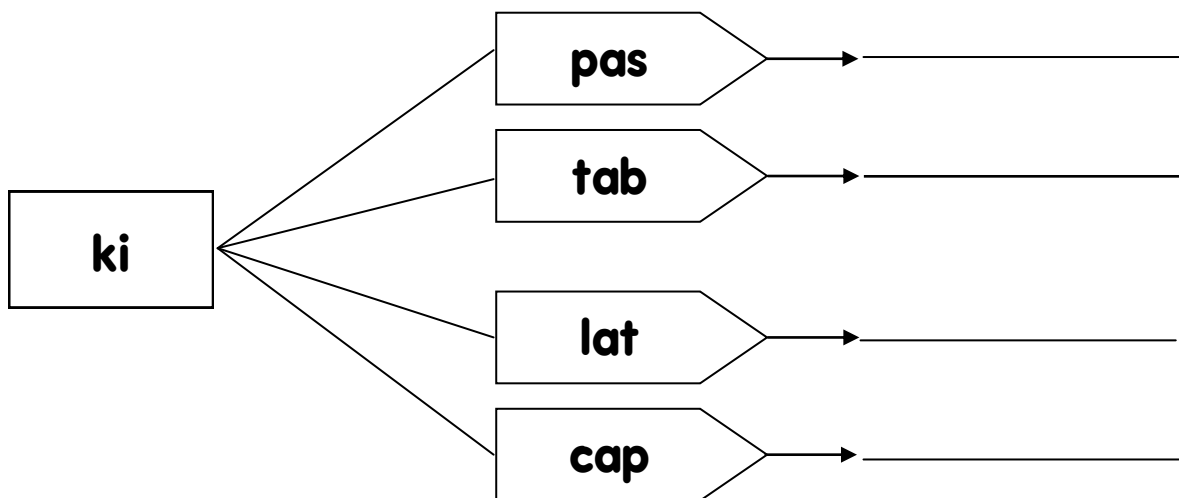
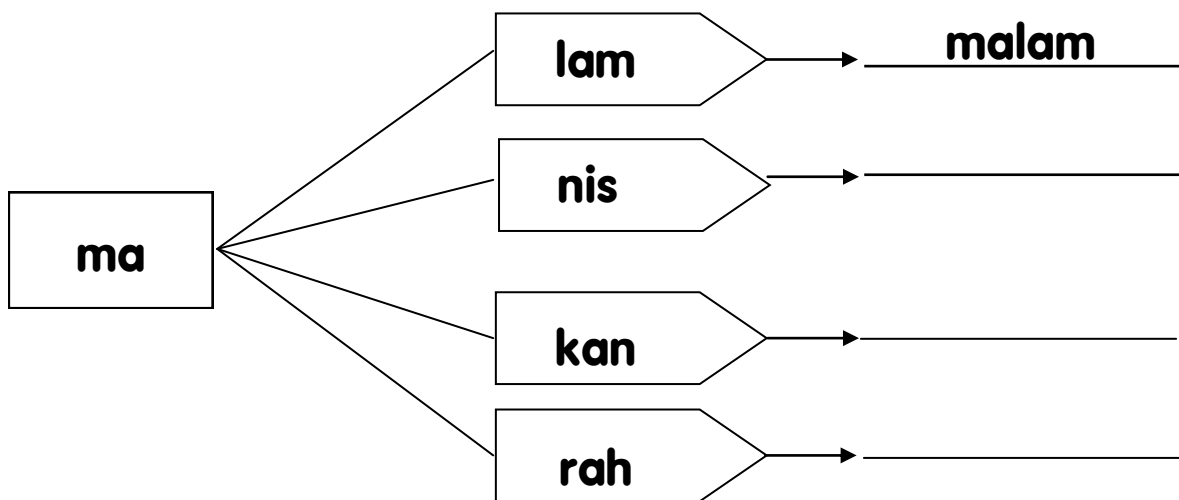
Hari :

Tarikh :

LEMBARAN KERJA 47

Kemahiran 11 : Perkataan KV + KVK
Arahan : Cantumkan suku kata di bawah menjadi perkataan.

Contoh:



Nama :

Tahun :






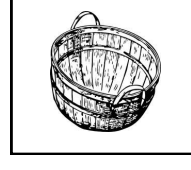


Hari :

Tarikh :

LEMBARAN KERJA 48

Kemahiran 11 : Perkataan KV + KVK
Arahan : Suaikan suku kata di bawah.

Contoh:

	be	jah
	li	lin
	pa	lon
	ga	gar
	na	kat
	ba	nas
	si	mah
	ru	kul

Note: An arrow points from the 'be' syllable to the 'lon' syllable.

Nama :

Tahun :

Hari :

Tarikh :

LEMBARAN KERJA 49


Kemahiran 1 |

: Perkataan KV + KVK.

Arahan


: Tulis suku kata awal berpandukan gambar.

Contoh:



ba

dak



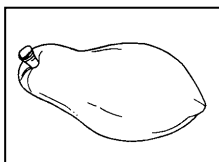
tol



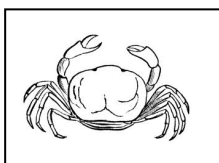
wan



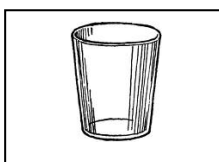
sut



tik



tam



las



pak

Nama :

Tahun :

Hari :

Tarikh :

LEMBARAN KERJA 50



Kemahiran 11

: Perkataan KV + KVK.


Arahan

: Isikan petak kosong dengan huruf yang betul berdasarkan gambar.



Contoh:





k	a	t	i	l
---	---	---	---	---



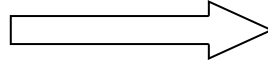
		p		
--	--	---	--	--




			a	
--	--	--	---	--





b				
---	--	--	--	--



				k
--	--	--	--	---



		p		
--	--	---	--	--



		t		
--	--	---	--	--

Nama :

Tahun :

Hari :


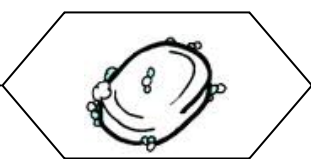


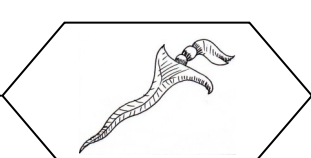



Tarikh :

LEMBARAN KERJA 5 I

Kemahiran 1 I : Perkataan KV + KVK.

Arahan : Susun huruf-huruf di bawah menjadi perkataan yang betul.

Contoh:

syrau		sayur
nsbua		
pskia		
eeckr		
rskie		
knnee		
aaktk		
aktus		

Nama :

Tahun :

Hari :

Tarikh :

LEMBARAN KERJA 52


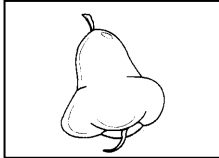
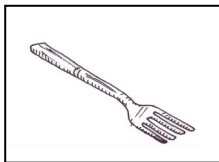
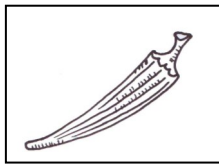

Kemahiran 1 2

: Perkataan KVK + KV.

Arahan

: Suaikan perkataan dengan gambar di bawah.

Contoh:



lembu

kunci

baldi

garpu

lampu

pintu

jambu

bendi

Nama :

Tahun :

Hari :


Tarikh :

LEMBARAN KERJA 53

Kemahiran 1 2 : Perkataan KVK + KV.

Arahan : Suaikan suku kata di bawah berpandukan gambar.

Contoh:




bal

da




cik

tu



jam

di



pin

bu



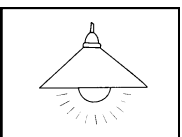
pan

ci




kun

gu



lam

pu



lem

bu

Nama :

Tahun :

Hari :


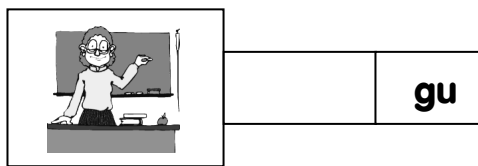
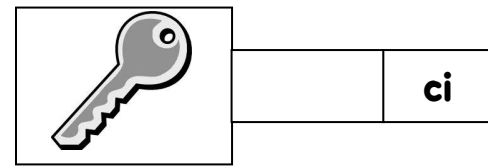
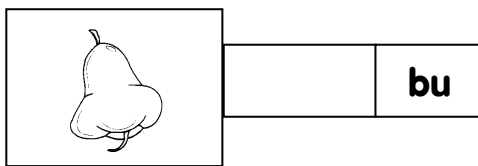
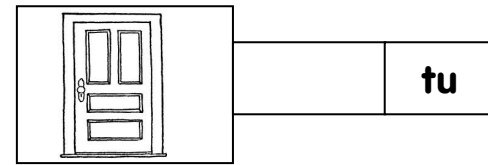
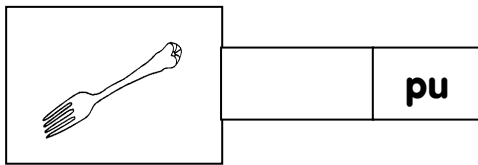
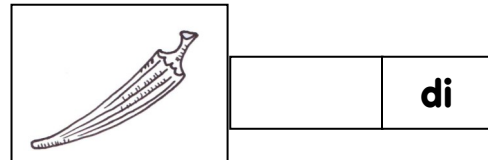
Tarikh :

LEMBARAN KERJA 54

Kemahiran 1 2 : Perkataan KVK + KV.

Arahan : Tulis suku kata awalan bagi perkataan di bawah.

Contoh:



Nama :

Tahun :

Hari :

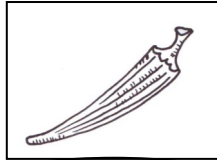
Tarikh :

LEMBARAN KERJA 55


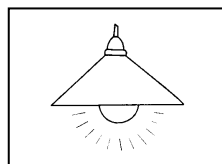



Kemahiran 12 : Perkataan KVK + KV.

Arahan : Tulis perkataan berpandukan gambar di bawah.

Contoh:



bendi



Nama :

Tahun :

Hari :

Tarikh :

LEMBARAN KERJA 56

Kemahiran 13

: Perkataan KVK + KVK.

Arahan

: Sambung suku kata di bawah supaya menjadi perkataan yang betul.

Contoh:

Diagram showing the word 'sam' in a box on the left. Four lines connect it to four boxes containing 'pan', 'pin', 'pul', and 'but'. Each box has an arrow pointing to a horizontal line. The first line is pre-filled with the word 'sampan'.

Diagram showing the word 'tum' in a box on the left. Four lines connect it to four boxes containing 'pul', 'pah', 'buh', and 'pat'. Each box has an arrow pointing to a horizontal line.

Diagram showing three pairs of boxes. Each pair has an arrow pointing to a horizontal line.

- Box 'ram' on the left, box 'but' on the right.
- Box 'tan' on the left, box 'duk' on the right.
- Box 'man' on the left, box 'cis' on the right.



Nama :

Tahun :

Hari :


Tarikh :


LEMBARAN KERJA 57


Kemahiran 13 : Perkataan KVK + KVK


Arahan : Tulis suku kata akhir bagi perkataan di bawah.


Contoh:


	
cok	lat
coklat	

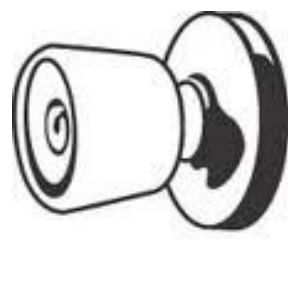
	
ram	

	
cer	

	
rum	

	
sam	

	
tan	

	
tom	

	
sam	

	
dok	

Nama :

Tahun :

Hari :


Tarikh :


LEMBARAN KERJA 58


Kemahiran 13 : Perkataan KVK + KVK.


Arahan : Tulis suku kata awal bagi perkataan di bawah.


Contoh:


	
ram	but
rambut	


	
	bor

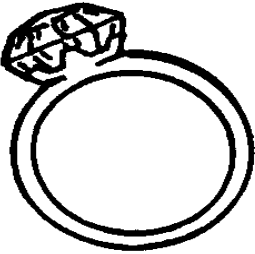
	
	jid


	
	duk

	
	cis

	
	lat

	
	min

	
	cin

	
	tor

Nama :

Tahun :

Hari :


Tarikh :


LEMBARAN KERJA 59


Kemahiran 13 : Perkataan KVK + KVK.


Arahan : Tulis suku kata berdasarkan gambar di bawah.


Contoh:


	
ram	but

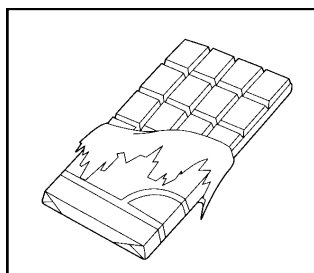
	

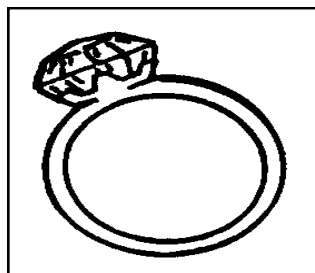
	


	

Nama :

Tahun :

Hari :

Tarikh :


LEMBARAN KERJA 60

Kemahiran 14
Arahan

: Perkataan KV + KV + KVK.

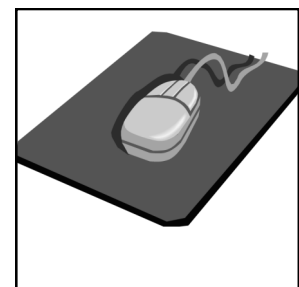
: Suaikan perkataan dengan gambar yang betul

Contoh:




piramid

telefon



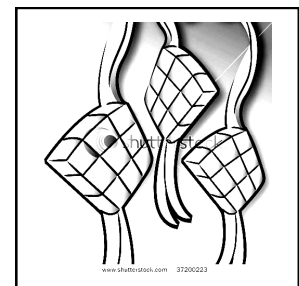
pulasan



ketupat



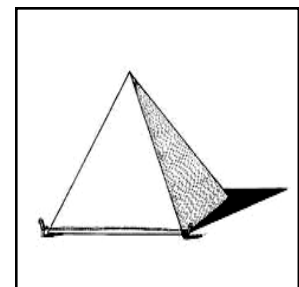
zirafah



tetikus



kelawar



basikal

Nama :

Tahun :

Hari :


Tarikh :

LEMBARAN KERJA 6 I


Kemahiran 14 : Perkataan KV + KV + KVK


Arahan : Lengkapkan suku kata dan tulis perkataan berpandukan gambar.


Contoh:


		
ba	si	kal
basikal		


		
te		


		
te		

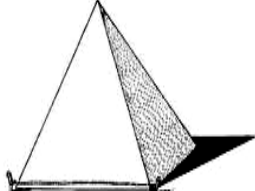
		
zi		

		
ke		

		
ke		

		
ke		

		
pu		

		
pi		

Nama :

Tahun :

Hari :

Tarikh :

LEMBARAN KERJA 62

Kemahiran 14 : Perkataan KV + KV + KVK

Arahan : Isikan tempat kosong dengan perkataan yang diberi.

ketuhar

basikal

pulasan

piramid

zirafah

keledek

telefon

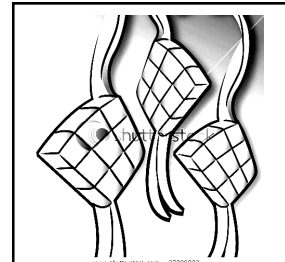
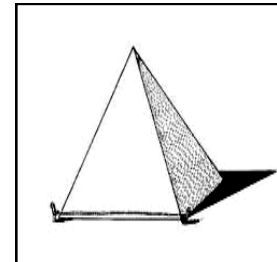


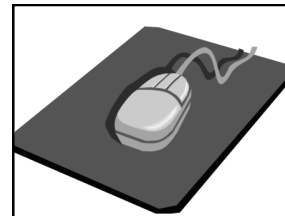
tetikus

ketupat

Contoh:



ketuhar



Nama :

Tahun :

Hari :

Tarikh :

LEMBARAN KERJA 63

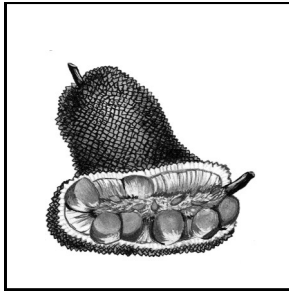
Kemahiran 15

: Perkataan KVK + KV + KVK.


Arahan

: Padankan perkataan dengan gambar.

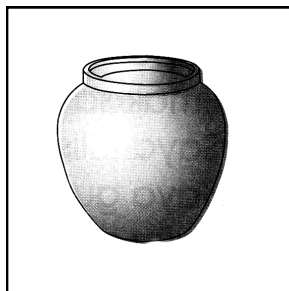
Contoh:




komputer



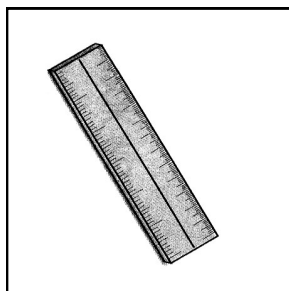
jambatan



tempayan




pembaris



cendawan

cempedak



Nama :

Tahun :

Hari :

Tarikh :

LEMBARAN KERJA 64

Kemahiran 15 : Perkataan KVK + KV + KVK.

Arahan : Tuliskan perkataan berpandukan gambar.

cendawan

komputer

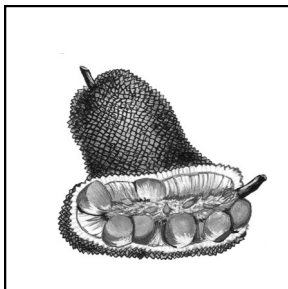
jambatan

tempayan



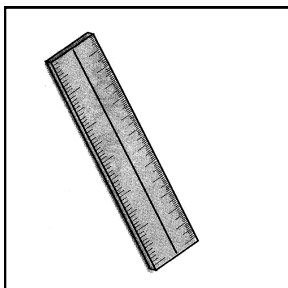


pembaris

cempedak

Contoh:



cempedak



Nama :

Tahun :

Hari :

Tarikh :

LEMBARAN KERJA 65

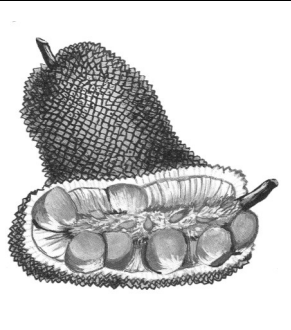
Kemahiran 1 5


: Perkataan KVK + KV + KVK.


Arahan

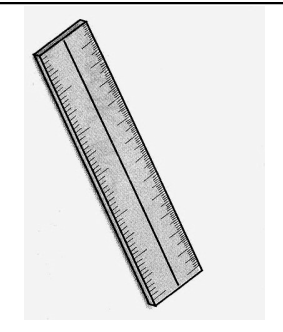
: Lengkapkan suku kata dan tuliskan perkataan berpandukan gambar di bawah.


Contoh:


		
cem	pe	dak
cempedak		

Nama :

Tahun :

Hari :

Tarikh :

LEMBARAN KERJA 66

Kemahiran 16 : Perkataan KVKK.

Arahan : Padankan perkataan yang sama.

Contoh:

The image shows a matching exercise with two columns of words in star-shaped boxes. A line connects 'bank' in the left column to 'bank' in the right column.

bank	jong
tong	zink
gong	wang
jong	bank
zink	gong
wang	tong

Nama :

Tahun :

Hari :


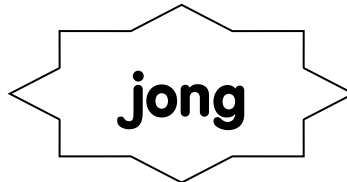
Tarikh :

LEMBARAN KERJA 67

Kemahiran 16 : Perkataan KVKK.

Arahan : Gunting dan tampalkan perkataan yang sama.

Contoh:



Gunting suku kata di bawah



Nama :

Tahun :

Hari :

Tarikh :

LEMBARAN KERJA 68

Kemahiran 1 6 : Perkataan KVKK.

Arahan : Salin semula perkataan di bawah.

Contoh:

bank

bank

jong

tong

zink

gong

wang

Nama :

Tahun :

Hari :

Tarikh :

LEMBARAN KERJA 69

Kemahiran 17 : Suku kata KVKK.

Arahan : Padankan suku kata yang sama.

Contoh :

The image shows a matching exercise with two columns of star-shaped boxes. The left column contains the syllables: bang, ceng, ding, king, tong, and sang. The right column contains: ding, king, sang, bang, ceng, and tong. A line is drawn from the 'bang' box in the left column to the 'bang' box in the right column.

Nama :

Tahun :

Hari :









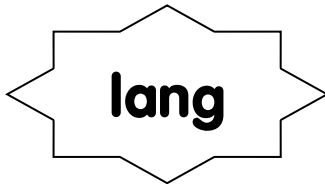
Tarikh :

LEMBARAN KERJA 70

Kemahiran 17 : Suku kata KVKK.

Arahan : Gunting dan tampalkan suku kata yang sama.

Contoh :



Gunting suku kata di bawah.



Nama :

Tahun :

Hari :

Tarikh :

LEMBARAN KERJA 7 I

Kemahiran 17 : Suku kata KVKK.

Arahan : Salin semula suku kata di bawah.

Contoh :

bang

ceng

ding

bang

bong

rung

sang

jeng

king

long

pung

kang

leng

Nama :

Tahun :

Hari :

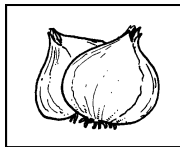
Tarikh :

LEMBARAN KERJA 72

Kemahiran 18 : Perkataan KV + KVKK.

Arahan : Suaikan suku kata di bawah berdasarkan gambar.

Contoh:



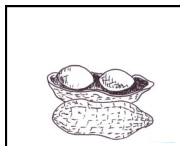
ba

nang



be

wang



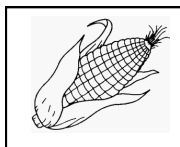
ka

rung



bu

cang



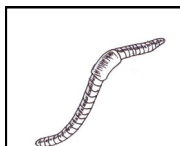
ja

cing



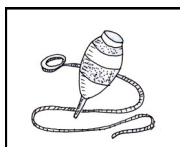
ke

rang



ca

sing



ga

gung

Nama :

Tahun :

Hari :

Tarikh :

LEMBARAN KERJA 73

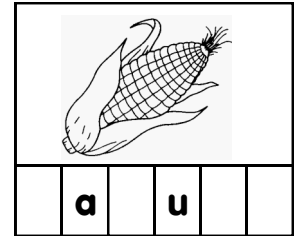

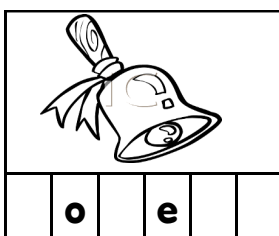


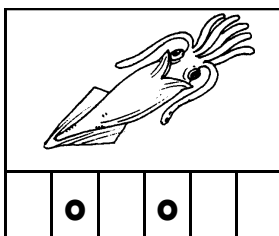





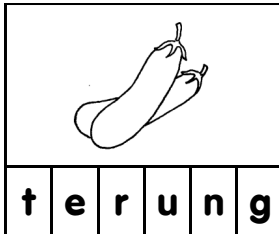
Kemahiran 18

: Perkataan KV + KVKK.

Arahan

: Isikan huruf yang tertinggal berpandukan gambar.

Contoh :



Nama :

Tahun :

Hari :

Tarikh :

LEMBARAN KERJA 74









Kemahiran 1 8

: Perkataan KV + KVKK.

Arahan

: Susun huruf di bawah supaya menjadi perkataan yang betul berdasarkan gambar.

Contoh :

krgean		kerang
eanbng		
ckgaan		
uurbng		
gjgaun		
gtlanu		
pnegto		
gsgain		

Nama :

Tahun :

Hari :

Tarikh :

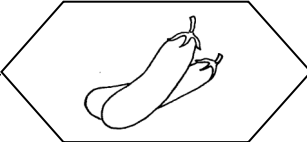


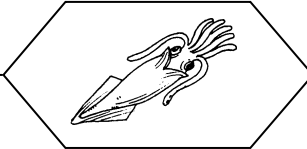




LEMBARAN KERJA 75

Kemahiran 18

: Perkataan KV + KVKK.

Arahan

: Susun huruf di bawah supaya menjadi perkataan yang betul berdasarkan gambar.

grtneu		terung
kcguin		
ltguan		
gntsoo		
oeclgn		
angbaw		
auypng		
ngdpea		

Nama :

Tahun :

Hari :

Tarikh :

LEMBARAN KERJA 76

Kemahiran 19 : Perkataan V + KVKK.

Arahan : Salin semula perkataan di bawah.

Contoh :

udang

udang

udang

udang

abang

iring

alang

usang

usung

arang

asing

Nama :

Tahun :

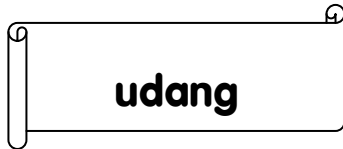
Hari :

Tarikh :

LEMBARAN KERJA 77

Kemahiran 19 : Perkataan V + KVKK.

Arahan : Isi tempat kosong dengan perkataan yang sesuai.



Contoh:

Munir suka makan kari udang.

1. Badan adik kotor kena _____ .
2. Rumah itu sudah _____ .
3. _____ panjat pokok rambutan.
4. Ramai _____ di padang sekolah.
5. Polis tangkap pendatang _____ .

Nama :

Tahun :

Hari :


Tarikh :

LEMBARAN KERJA 78


Kemahiran 20 : Perkataan KVK + KVKK.

Arahan : Padankan gambar dengan perkataan yang betul.


Contoh :



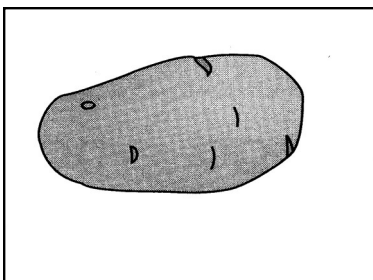
kentang




kambing



kumbang



kandang



bintang

Nama :

Tahun :

Hari :

Tarikh :

LEMBARAN KERJA 79

Kemahiran 20 : Perkataan KVK + KVKK.

Arahan : Baca dan warnakan perkataan yang sama.

Contoh :

kambing	kembing	lembing	kambing
---------	---------	---------	---------

kembang	kembung	kembang	kimbang
---------	---------	---------	---------

bintang	bentang	bintong	bintang
---------	---------	---------	---------

sumbang	sumbing	sumbang	sumbeng
---------	---------	---------	---------

kompang	kumpang	komping	kompang
---------	---------	---------	---------

gendang	gendang	gendong	gandang
---------	---------	---------	---------

sumbing	sumbang	sumbing	sembing
---------	---------	---------	---------

Nama :

Tahun :

Hari :


Tarikh :

LEMBARAN KERJA 80

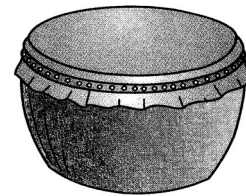
Kemahiran 20 : Perkataan KVK + KVKK.


Arahan : Tulis perkataan berdasarkan gambar.

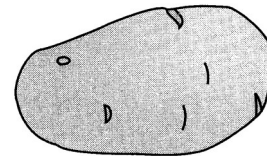
Contoh :

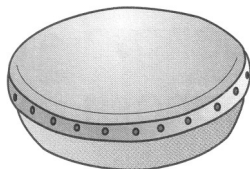



kambing











Nama :

Tahun :

Hari :

Tarikh :

LEMBARAN KERJA 8 I

Kemahiran 2 I : Perkataan KVKK + KV.

Arahan : Baca dan warnakan perkataan yang sama.

Contoh :

jangka	jangga	janggo	jangsa	jangka
---------------	--------	--------	--------	---------------

bangsa	bangsi	bangta	bangsa	bangka
---------------	--------	--------	--------	--------

sangka	songka	dangka	sangka	rangka
---------------	--------	--------	--------	--------

tangga	tanggu	bangga	tangga	tengku
---------------	--------	--------	--------	--------

mangga	manggo	mangga	rangka	langka
---------------	--------	--------	--------	--------

bangku	bangki	bangku	sangku	dangku
---------------	--------	--------	--------	--------

Nama :

Tahun :

Hari :

Tarikh :

LEMBARAN KERJA 82

Kemahiran 2 I : Perkataan KVKK + KV.

Arahan : Padankan suku kata dan tulis perkataan tersebut.

bang	gu
tang	ka
tung	ku
nang	sa
bang	ga

Contoh :

bangsa

1. _____

2. _____

3. _____

4. _____

Nama :

Tahun :

Hari :


Tarikh :

LEMBARAN KERJA 83

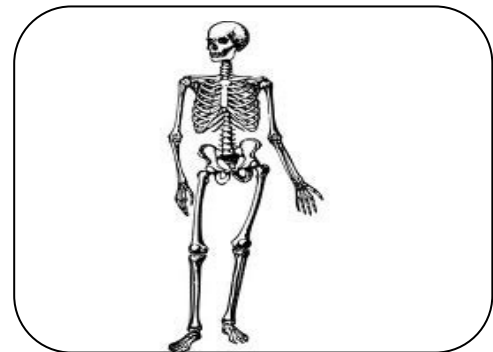



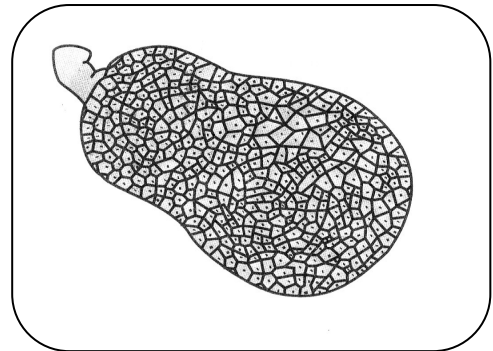
Kemahiran 2 I : Perkataan KVKK + KV.

Arahan : Tulis perkataan berdasarkan gambar.

Contoh :



mangga



Nama :

Tahun :

Hari :


Tarikh :

LEMBARAN KERJA 84

Kemahiran 22 : Perkataan KVKK + KVK.

Arahan : Cantum suku kata dan tulis perkataan tersebut.

Contoh :




cang

kul

cangkul

cangkul

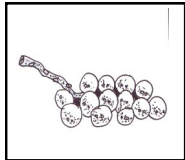


jang

gut

.....

.....

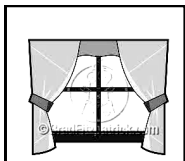


lang

sat

.....

.....

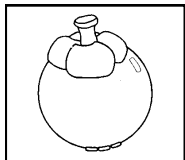


lang

sir

.....

.....

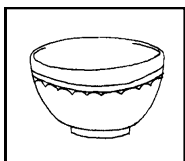


mang

gis

.....

.....

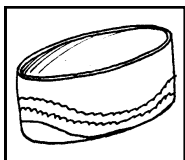


mang

kuk

.....

.....



song

kok

.....

.....

Nama :

Tahun :

Hari :

Tarikh :

LEMBARAN KERJA 85

Kemahiran 22 : Perkataan KVKK + KVK.

Arahan : Bina ayat berpandukan perkataan di bawah.

Contoh :

janggut

Janggut datuk panjang.

langsar

langsir

manggis

mangkuk

tunggul

Nama :

Tahun :

Hari :

Tarikh :

LEMBARAN KERJA 86

Kemahiran 22 : Perkataan KVKK + KVK.

Arahan : Isi tempat kosong dengan perkataan yang sesuai.

janggut

langsir

mangkuk

langsat

manggis

tunggul

Contoh :

Janggut datuk panjang.

1. Ibu beli _____ di pasar.
2. Kebun ayah ada pokok _____ .
3. Emak ganti _____ baru .
4. Adik pecahkan _____ kaca.
5. Kaki abang berdarah tersepak _____.

Nama :

Tahun :

Hari :

Tarikh :

LEMBARAN KERJA 87

Kemahiran 23 : Perkataan KVKK + KVKK.

Arahan : Bina ayat berpandukan perkataan di bawah.

Contoh :

longkang

Kaki adik luka kerana terjatuh ke dalam longkang.

jengking

kangkung

jongkong

tanglung

tongkang

Nama :

Tahun :

Hari :

Tarikh :

LEMBARAN KERJA 88

Kemahiran 23 : Perkataan KVKK + KVKK.

Arahan : Isi tempat kosong dengan perkataan yang sesuai.

jengking

kangkung

jongkong

bengkang

Tanglung

longkang

Contoh:

Rahman takut melihat kala jengking itu.

1. Salmah sedang mencuci _____ .
2. Jalan lama itu _____ bengkok.
3. Lim pergi ke Pesta _____ bersama Tan.
4. Emak memasak sayur _____ di dapur.
5. Perompak itu berjaya melarikan _____ emas.

Nama :

Tahun :

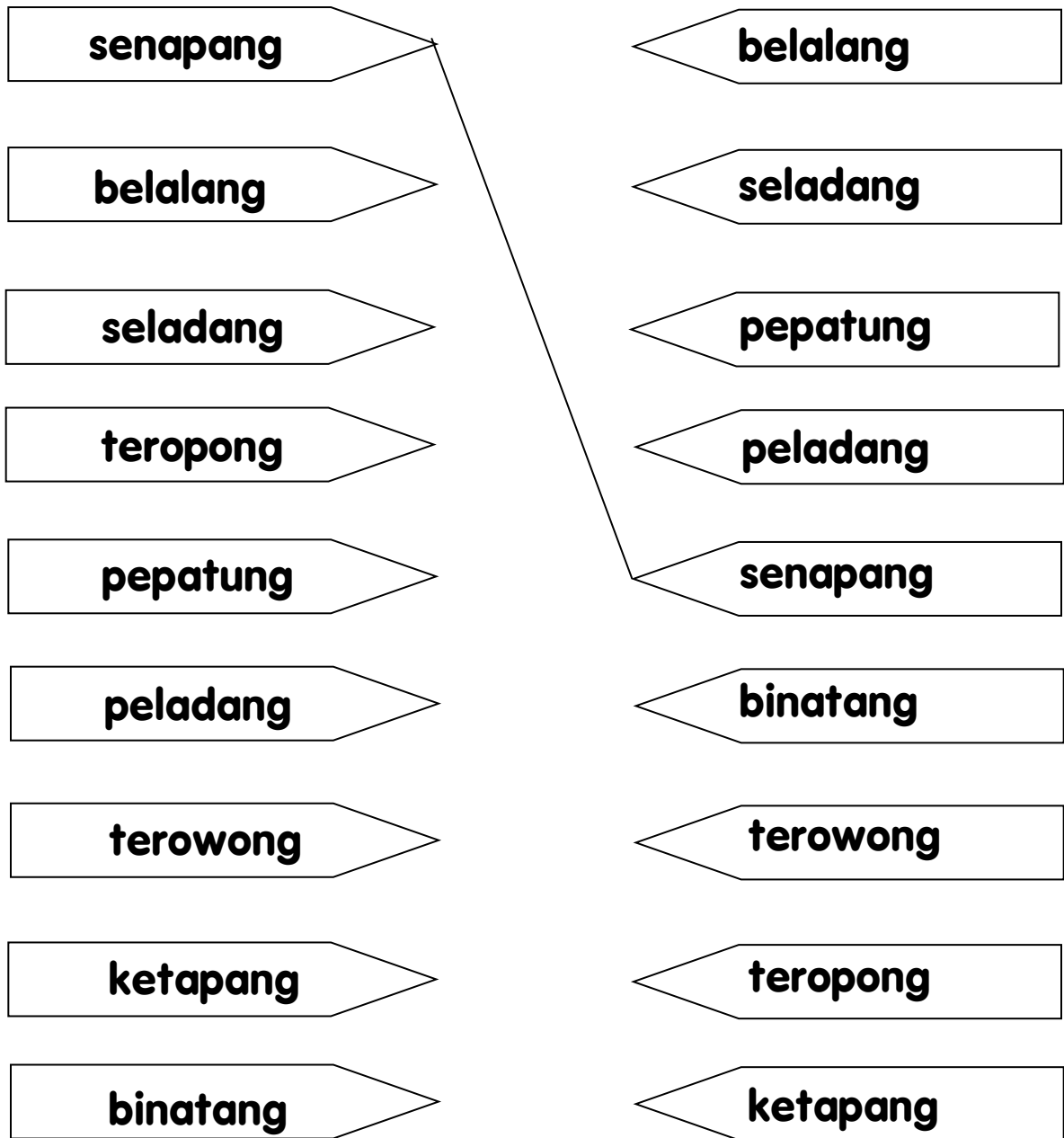
Hari :

Tarikh :

LEMBARAN KERJA 89

Kemahiran 24 : Perkataan KV + KV + KVKK.
Arahan : Padankan perkataan di bawah.

Contoh :



Nama :

Tahun :

Hari :

Tarikh :

LEMBARAN KERJA 90

Kemahiran 24 : Perkataan KV + KV + KVKK.
Arahan : Cantumkan suku kata menjadi perkataan.

Contoh :

be + la + lang = belalang

se + la + dang =

pe + pa + tung =

pe + la + dang =

se + na + pang =

te + ro + pong =

te + ro + wong =

ke + ta + pang =

bi + na + tang =

Nama :

Tahun :

Hari :

Tarikh :

LEMBARAN KERJA 91

Kemahiran 25 : Perkataan KV + KV K + KVKK.
Arahan : Padankan perkataan di bawah.

Contoh :

pelampung	kerinting
belimbing	pelampung
menendang	serombong
melancong	belimbing
serombong	selendang
kerinting	gelombang
pelancong	melancong
gelombang	menendang
selendang	pelancong

Nama :

Tahun :

Hari :

Tarikh :

LEMBARAN KERJA 92

Kemahiran 25 : Perkataan KV + KVK + KVKK.

Arahan : Cantumkan suku kata menjadi perkataan.

Contoh :

be + lim + bing = belimbing

pe + lam + pung =

me + nen + dang =

se + rom + bong =

ke + rin + ting =

me + lam + bung =

pe + lan + cong =

ge + lom + bang =

se + len + dang =

Nama :

Tahun :

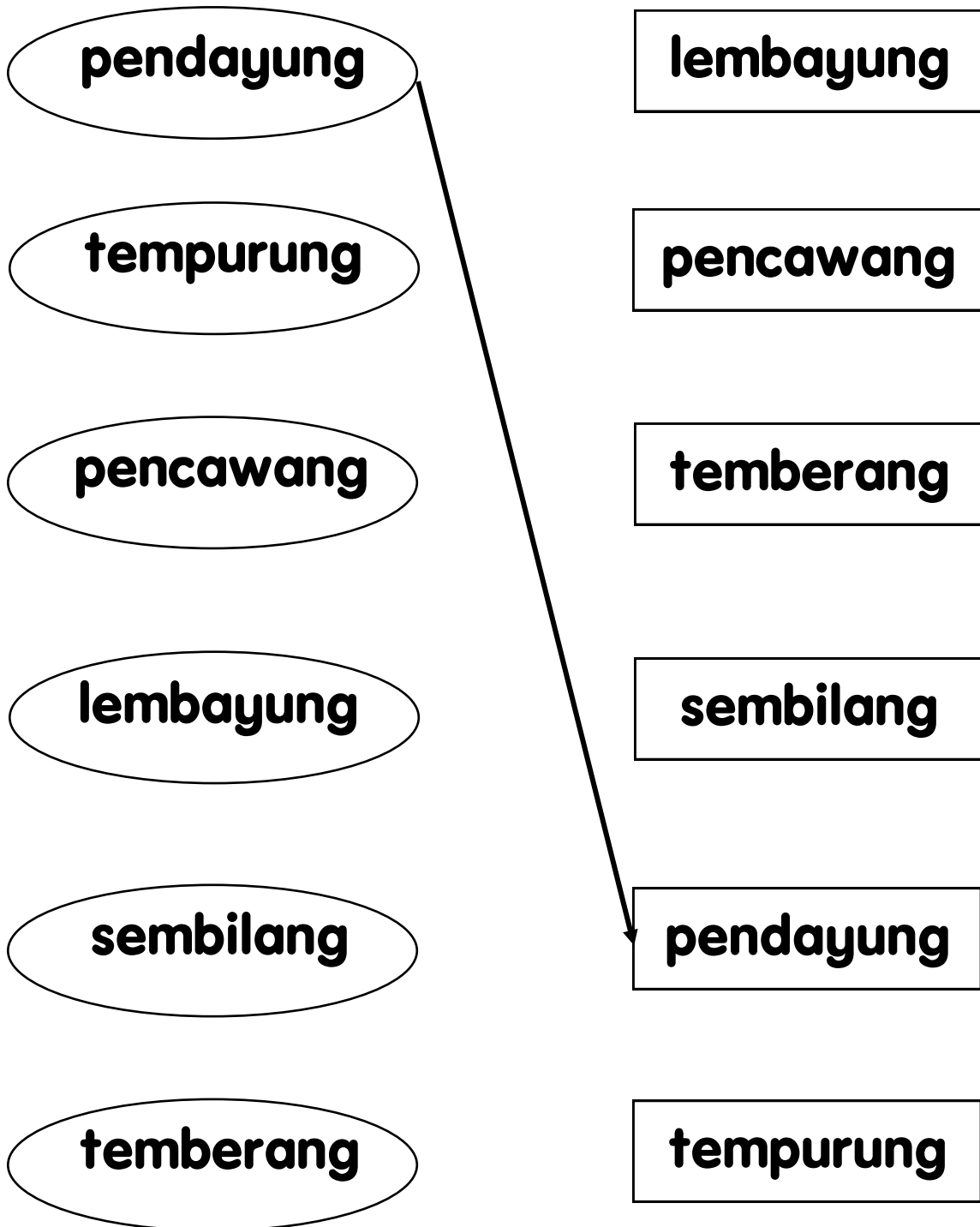
Hari :

Tarikh :

LEMBARAN KERJA 93

Kemahiran 26 : Perkataan KVK + KV + KVKK.
Arahan : Suaikan perkataan yang sama.

Contoh :



Nama :

Tahun :

Hari :

Tarikh :

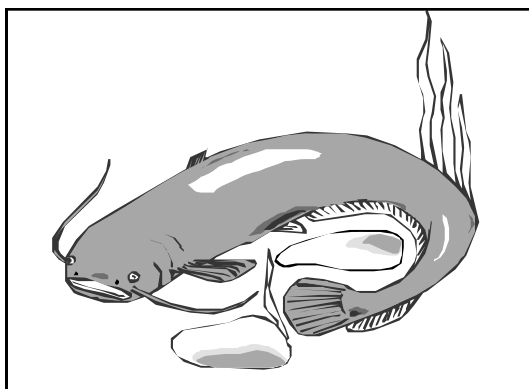
LEMBARAN KERJA 94

Kemahiran 26 : Perkataan KVK + KV + KVKK.
Arahan : Lengkapkan perkataan di bawah.

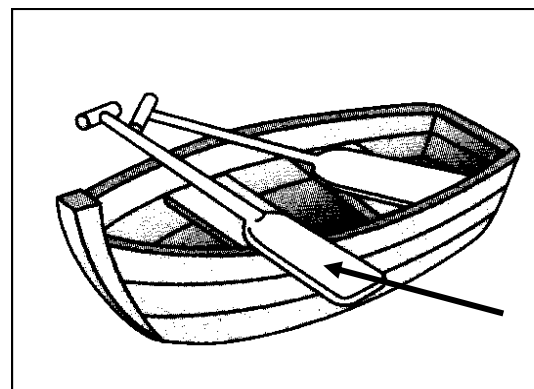
Contoh :



tempurung



sem _____



pen _____

Nama :

Tahun :

Hari :

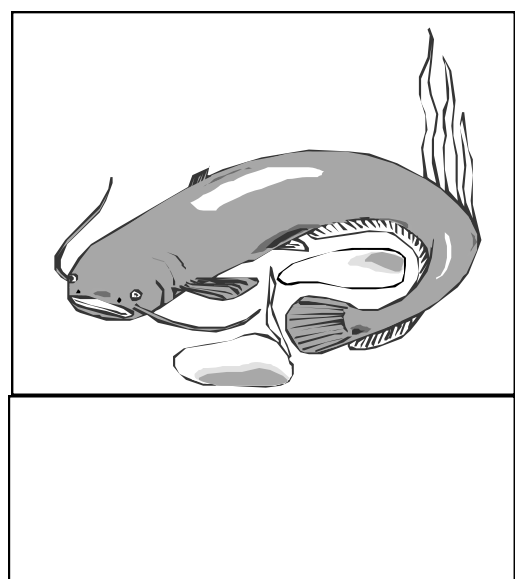
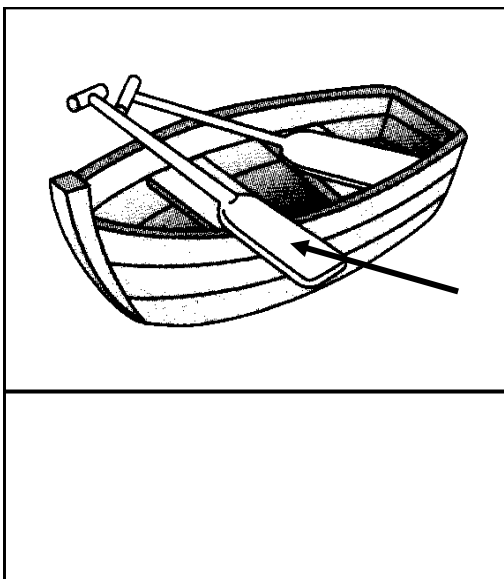

Tarikh :

LEMBARAN KERJA 95

Kemahiran 26 : Perkataan KVK + KV + KVKK.

Arahan : Tuliskan perkataan berdasarkan gambar yang diberi.

Contoh :



Nama :

Tahun :

Hari :

Tarikh :

LEMBARAN KERJA 96

Kemahiran 27 : Perkataan KVKK + KV + KVK.

Arahan : Padankan dengan perkataan yang sama.

Contoh :

tengkorak	tengkolok
pengkalan	bangsawan
tengkolok	tengkorak
bungkusan	bungkusan
panggilan	pengkalan
bangsawan	tengkujuh
tengkujuh	panggilan

Nama :

Tahun :

Hari :

Tarikh :

LEMBARAN KERJA 97

Kemahiran 27 : Perkataan KVKK + KV + KVK.

Arahan : Tulis suku kata yang sesuai bagi perkataan di bawah.

peng

bang

teng

teng

jang

ting

Contoh :

 jangkitan

_____ katan

_____ kalan

_____ kolok

_____ korak

_____ sawan

Nama :

Tahun :

Hari :

Tarikh :

LEMBARAN KERJA 98

Kemahiran 28 : Perkataan KV + KVKK + KVK.

Arahan : Baca dan warnakan perkataan yang sama.

Contoh :

perangkap
perangkat
perangkap
peringkat

selenggok
selongkar
selunggok
selonggok

meringkok
merengkok
meringkok
meringkok

melangkah
merongkah
menongkah
melangkah

selongkar
selungkar
selongkar
selengkar

belangkas
belangkas
belingkas
balangkas

Nama :

Tahun :

Hari :

Tarikh :

LEMBARAN KERJA 99

Kemahiran 28 : Perkataan KV + KVKK + KVK.

Arahan : Lengkapkan perkataan dengan suku kata yang diberi.

kap

kat

sor

kas

gar

kar

Contoh :

melanggar

gelong _____

pering _____

perang _____

selong _____

belang _____

Nama :

Tahun :

Hari :

Tarikh :

LEMBARAN KERJA 100

Kemahiran 28

: Perkataan KV + KVKK + KVK.

Arahan

: Cantumkan suku kata menjadi perkataan.

Contoh :

perang

gar

melang

kap

selong

kat

mering

kas

belang

kar

pering

kuk

Nama :

Tahun :

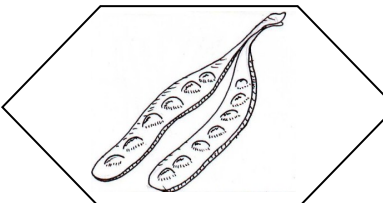


Hari :

Tarikh :

LEMBARAN KERJA 101




Kemahiran 29 : Perkataan yang melibatkan diftong dan vokal berganding.
Arahan : Cantumkan suku kata dan tulis perkataan berdasarkan gambar di bawah.

Contoh :

		
pe _____	keldai	ker _____
_____	keldai	_____

Jawaban

tai	pai	dai
	lau	kai
		bau

		
pu _____	tu _____	tem _____
_____	_____	_____

Nama :

Tahun :

Hari :

Tarikh :

LEMBARAN KERJA 102


Kemahiran 29

: Perkataan yang melibatkan diftong dan vokal berganding

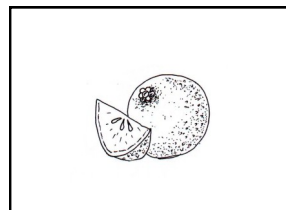
Arahan

: Tulis perkataan berdasarkan gambar di bawah.

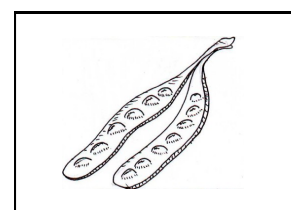
Contoh :




l	e	b	a	i
.....				
.....				



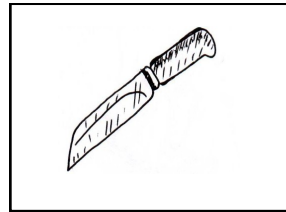
l	m			
.....				
.....				




p	t			
.....				
.....				




r	d			
.....				
.....				



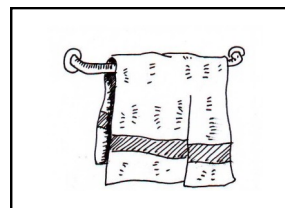
p	s			
.....				
.....				



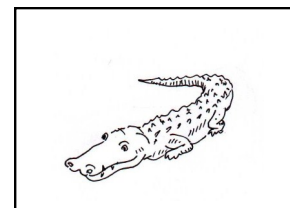
t	p			
.....				
.....				



g	r			
.....				
.....				



t			l	
.....				
.....				



b			y	
.....				
.....				

Nama :

Tahun :

Hari :




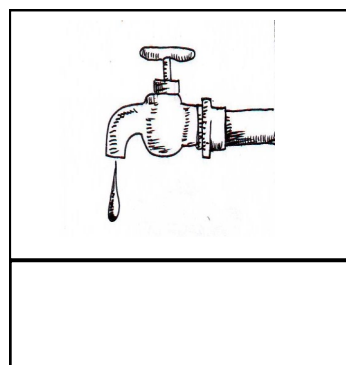



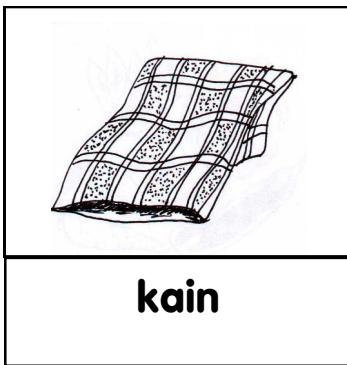
Tarikh :

LEMBARAN KERJA 103

Kemahiran 29 : Perkataan yang melibatkan diftong dan vokal berganding.

Arahan : Tulis perkataan berdasarkan gambar di bawah.

Contoh :



kain

paip

kuih

daun

buah

duit

suis

wau

sauh

Nama :

Tahun :

Hari :


Tarikh :

LEMBARAN KERJA 104

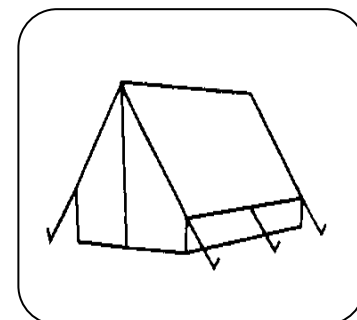




Kemahiran 30 : Perkataan yang melibatkan konsonan bergabung (diagraf).

Arahan : Tulis perkataan berdasarkan gambar di bawah.

Contoh :



nyamuk



Nama :

Tahun :

Hari :

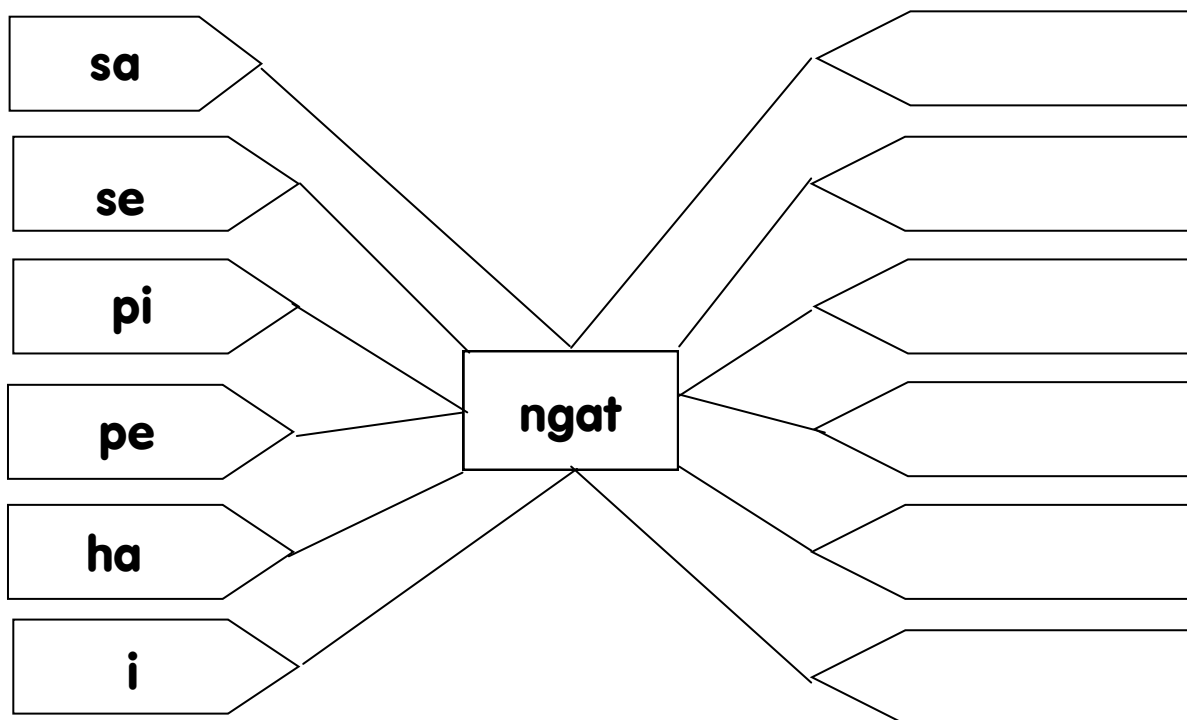
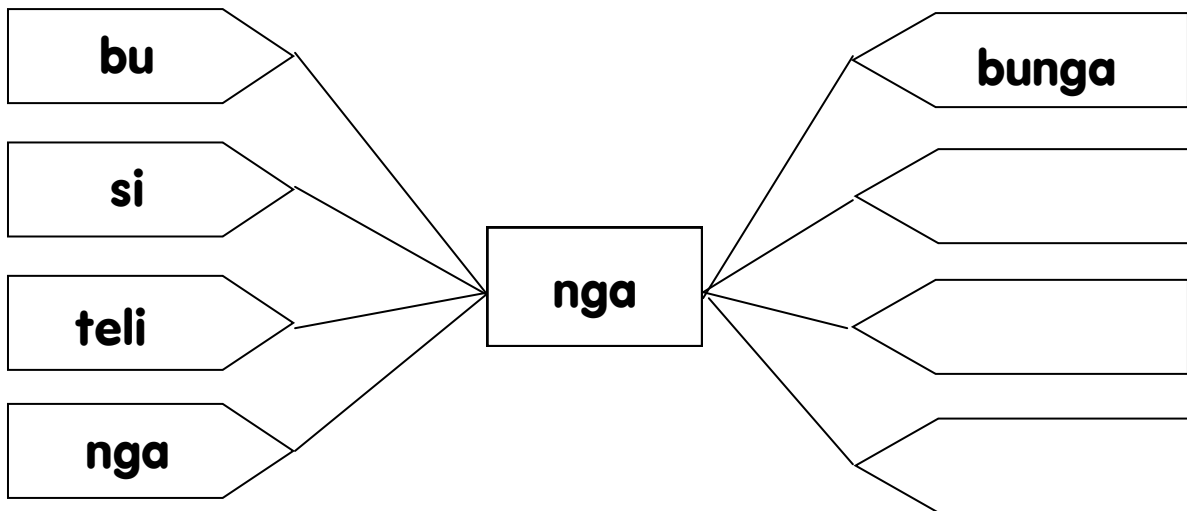
Tarikh :

LEMBARAN KERJA 105

Kemahiran 30 : Perkataan yang melibatkan huruf konsonan bergabung (digraf).

Arahan : Sambungkan suku kata di bawah supaya membentuk satu perkataan.

Contoh :



Nama :

Tahun :


Hari :

Tarikh :

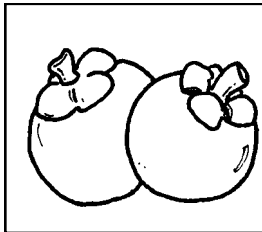
LEMBARAN KERJA 106

Kemahiran 3 I : Membaca dan membina ayat mudah.
Arahan : Suaikan gambar dengan ayat yang sesuai.

Contoh :




Adik suka makan buah manggis.



Ain bermain buai di taman.



Faiz bermain wau di padang.



Daun pokok itu sudah luruh.



Zaid suka sebut nombor dua.



Nenek Anis sudah tua.

Nama :

Tahun :

Hari :

Tarikh :

LEMBARAN KERJA 107

Kemahiran 3 I : Membaca dan membina ayat mudah.

Arahan : Isi tempat kosong dengan perkataan yang sesuai.

bola

beli

hati

Abu

biru

beri

Contoh :

1. Abu ada bola baru.
2. Bola baru Abu _____.
3. Ibu _____ bola itu untuk Abu.
4. Abu _____ bola kepada Adi.
5. Adi rasa suka _____.
6. Adi selalu main bola dengan _____.

Nama :

Tahun :

Hari :

Tarikh :

LEMBARAN KERJA 108


Kemahiran 3 I

: Membaca dan membina ayat mudah.

Arahan


: Lengkapkan ayat berpandukan gambar dan perkataan di bawah.

Contoh :




tupai

Tupai suka makan buah durian.



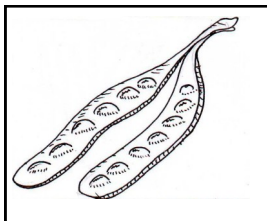
radio

Munir suka mendengar



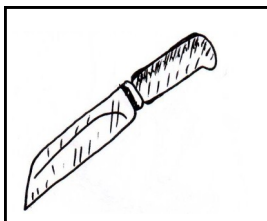
kerbau

..... makan rumput di padang.




petai

Datuk suka makan



pisau

Emak potong sayur guna



sidai

Kain itu kakak di ampaian.

Nama :

Tahun :

Hari :


Tarikh :


LEMBARAN KERJA 109

Kemahiran 3 I : Membaca dan membina ayat mudah.


Arahan : Lengkapkan ayat di bawah berpandukan gambar.

Contoh :

1. Saya beli jam  baru.

2.  _____ itu laju.

3. Bapa beli _____  biru.

4. Itu _____  Abu.

5. Ibu ada _____  baju.

6.  _____ itu ke kota.

Nama :

Tahun :


Hari :

Tarikh :

LEMBARAN KERJA | 10

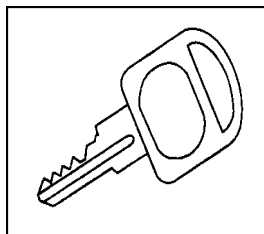
Kemahiran 3 | : Membaca dan membina ayat mudah.
Arahan : Susun perkataan menjadi ayat yang betul.

Contoh :




Ramli jambu di pasar beli

Ramli beli jambu di pasar.




ada rumah kunci Zamri



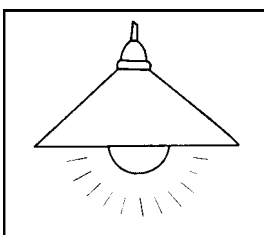
rumah rosak Pintu Mazni



mandi sabun guna Fahmi



makan padang Lembu rumput di



baru lampu datuk rumah ganti Ayah

Nama :

Tahun :

Hari :

Tarikh :

LEMBARAN KERJA | | |

Kemahiran 3 | : Membaca dan membina ayat mudah.

Arahan : Susun perkataan yang diberi menjadi ayat yang betul.

Contoh :

sedang cuci Emak longkang.

Emak sedang cuci longkang.

1. besar itu Tongkang.

2. kangkung masak Ibu saya.

3. itu emas berat Jongkong.

4. ke wayang pergi Dayang panggung.

5. jatuh longkang dalam ke itu Kucing.

Nama :

Tahun :

Hari :

Tarikh :

LEMBARAN KERJA 112


Kemahiran 3 I

: Membaca dan membina ayat mudah.

Arahan

: Bina ayat berpandukan gambar dan perkataan di bawah.



Contoh :



pokok



Pokok ini besar.

nanas



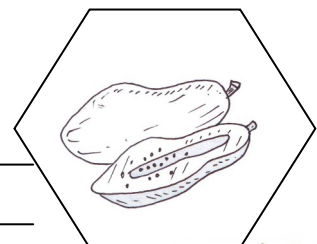
katak

keris



kasut

betik



Nama :

Tahun :


Hari :

Tarikh :


LEMBARAN KERJA | 13

Kemahiran 3 I : Membaca dan membina ayat mudah.
Arahan : Bina ayat berpandukan gambar dan perkataan di bawah.

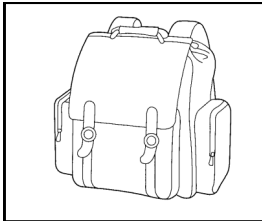
Contoh :




buku



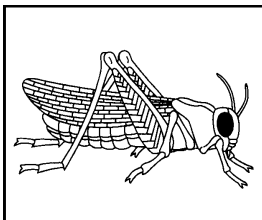
kerusi




beg



rambut



belalang



tembikai

Nama :

Tahun :

Hari :

Tarikh :

LEMBARAN KERJA 114

Kemahiran 3 I : Membaca dan membina ayat mudah.
Arahan : Baca dan salin ayat di bawah.

Hari ini hari Selasa.

Zaleha baru tiba dari kota.

Zaleha bawa raga lama.

Raga Zaleha ada keladi.

Zaleha beli keladi dari Melaka.

Contoh :

Hari ini hari Selasa.

Nama :

Tahun :

Hari :

Tarikh :

LEMBARAN KERJA 115

Kemahiran 3 I : Membaca dan membina ayat mudah.

Arahan : Baca dan salin ayat di bawah.

Syawal pergi ke Zoo Negara.

Syawal pergi bersama Syahmi.

Syawal dan Syahmi takut singa.

Singa itu sangat garang.

Singa selalu nganga mulutnya.

Contoh :

Syawal pergi ke Zoo Negara.

Nama :

Tahun :


Hari :

Tarikh :

LEMBARAN KERJA 116

Kemahiran 31 : Membaca dan membina ayat mudah.

Arahan : Isikan tempat kosong dengan perkataan yang sesuai.



kek

kedai

makan

hati

coklat

Kakak

Ini _____ coklat. Kek _____ rasanya
manis. Emak beli kek ini di _____. Adik ra-
sa suka _____. Adik suka _____
kek coklat. _____ juga suka makan
kek coklat.

Nama :

Tahun :

Hari :

Tarikh :

LEMBARAN KERJA | 17

Kemahiran 32 : Bacaan dan pemahaman

Arahan : Jawab soalan berpandukan petikan di bawah.

Baca petikan di bawah.



Ini bola.

Babu ada bola.

Bapa beli bola untuk Babu.

Babu main bola dengan Jali.

Setiap petang Babu bermain bola.

1. Ini gambar apa?

2. Siapakah yang ada bola?

3. Siapakah yang beli bola?

4. Siapakah yang main bola dengan Babu?

5. Bilakah Babu bermain bola?

Nama :

Tahun :

Hari :

Tarikh :

LEMBARAN KERJA 118

Kemahiran 32 : Bacaan dan pemahaman.

Arahan : Baca dan jawab soalan berpandukan petikan di bawah.

Pak Alang ada kebun. Kebun Pak Alang di tepi sungai. Pak Alang menanam terung, jagung, bendi dan kacang panjang di kebunnya. Setiap pagi, Pak Alang menyiram sayur-sayurnya. Pak Alang menjual hasil kebunnya di pasar tani pada hari Sabtu.

Jawab soalan di bawah.

1. Siapakah yang ada kebun?

2. Di manakah letaknya kebun Pak Alang?

3. Apakah yang terdapat di kebun Pak Alang?

4. Bilakah Pak Alang menyiram sayur-sayurnya?

5. Di manakah Pak Alang menjual sayur-sayurnya?

Nama :

Tahun :

Hari :

Tarikh :

LEMBARAN KERJA 119

Kemahiran 32 : Bacaan dan pemahaman.

Arahan : Baca dan jawab soalan berpandukan petikan di bawah.



Pada cuti sekolah yang lalu, Mei Lin pergi berkelah bersama keluarganya. Mei Lin berkelah di Pantai Teluk Cempedak. Ibu Mei Lin membawa bekalan makanan.

Semasa di pantai, Mei Lin dan adiknya membina istana pasir. Setelah penat bermain, Mei Lin dan keluarganya makan bekalan yang dibawa.

Nama :

Tahun :

Hari :

Tarikh :

Jawab soalan di bawah.

1. Bilakah Mei Lin dan keluarganya pergi berkelah?

2. Di manakah Mei Lin pergi berkelah?

3. Apakah yang dibawa oleh ibu Mei Lin?

4. Apakah yang dibuat oleh Mei Lin di pantai?

5. Bilakah mereka makan bekalan yang dibawa?

Nama :

Tahun :

Hari :

Tarikh :

LEMBARAN KERJA | 20

Kemahiran 32 : Bacaan dan pemahaman.

Arahan : Baca dan lengkapkan ayat berpandukan petikan di bawah.



Kebun Haji Hasan

Haji Hasan tinggal di Kampung Nyior Gading. Haji Hasan ada dusun buah-buahan yang terletak di hujung kampung.

Di dusunnya ada pokok durian, rambutan, manggis, mangga dan langsung. Buah-buahan di dusunnya sudah masak.

Setiap petang, Haji Hasan bersama dua orang cucunya Khairul dan Ghani pergi ke dusun untuk memungut durian. Mereka juga memetik buah rambutan, manggis, mangga dan langsung. Buah-buahan itu dimasukkan ke dalam bakul untuk dijual.

Nama :

Tahun :

Hari :

Tarikh :

Lengkapkan ayat di bawah berpandukan petikan.

1. Dusun buah-buahan Haji Hasan terletak _____

2. Dusun Haji Hasan ada pokok _____

3. Setiap petang Haji Hasan _____

4. Nama cucu Haji Hasan _____

5. Buah-buahan dimasukkan ke dalam _____
